

Venturing Advisor Position- Specific Training # 106

Part 1 of 4



Instructors

Katie Brunn



Suzy Brunn




Group Activity



Objectives

- Define Venturing & Program Value
- Program Specifics: Aims & Methods
- Understanding Venturers
- Officer & Advisor Responsibilities
- Recognition
- Annual Program Planning



The Basics

Venturing is co-ed!

Venturers are 14-17

Adult Venturing Participants are 18-20

Adult Leadership must be 21+

**Venturing Motto:
Lead
the Adventure!!**



What are we called?

Common misconceptions

- * It's Venturing, **NOT** "Venture"
- * They're Venturers, **NOT** "Venture Scouts"
- * It's Venturing Crew, **NOT** "Venture Crew"



Aims & Methods: 4 Aims of the BSA

Character
Development



Citizenship Training



Personal Fitness



Leadership
Training

Methods Specific to Venturing

- * Leadership & Mentoring
- * Activities and Adventure
- * Recognition
- * Adult Association
- * Ideals
 - Group Identity
 - Service



CHALLENGE GAME!!!

The Program: ALPS

Personal
Growth



Service

Leadership



Adventure



End of Session 1

To record your evaluation and attendance
from a mobile device, go
to <https://seaptc.org> and click "Class
Evaluation."

The evaluation code for this session is:

5286

Venturing Advisor Position- Specific Training # 106 Part 2 of 4




Crew Leadership, Organization, and understanding Venturers

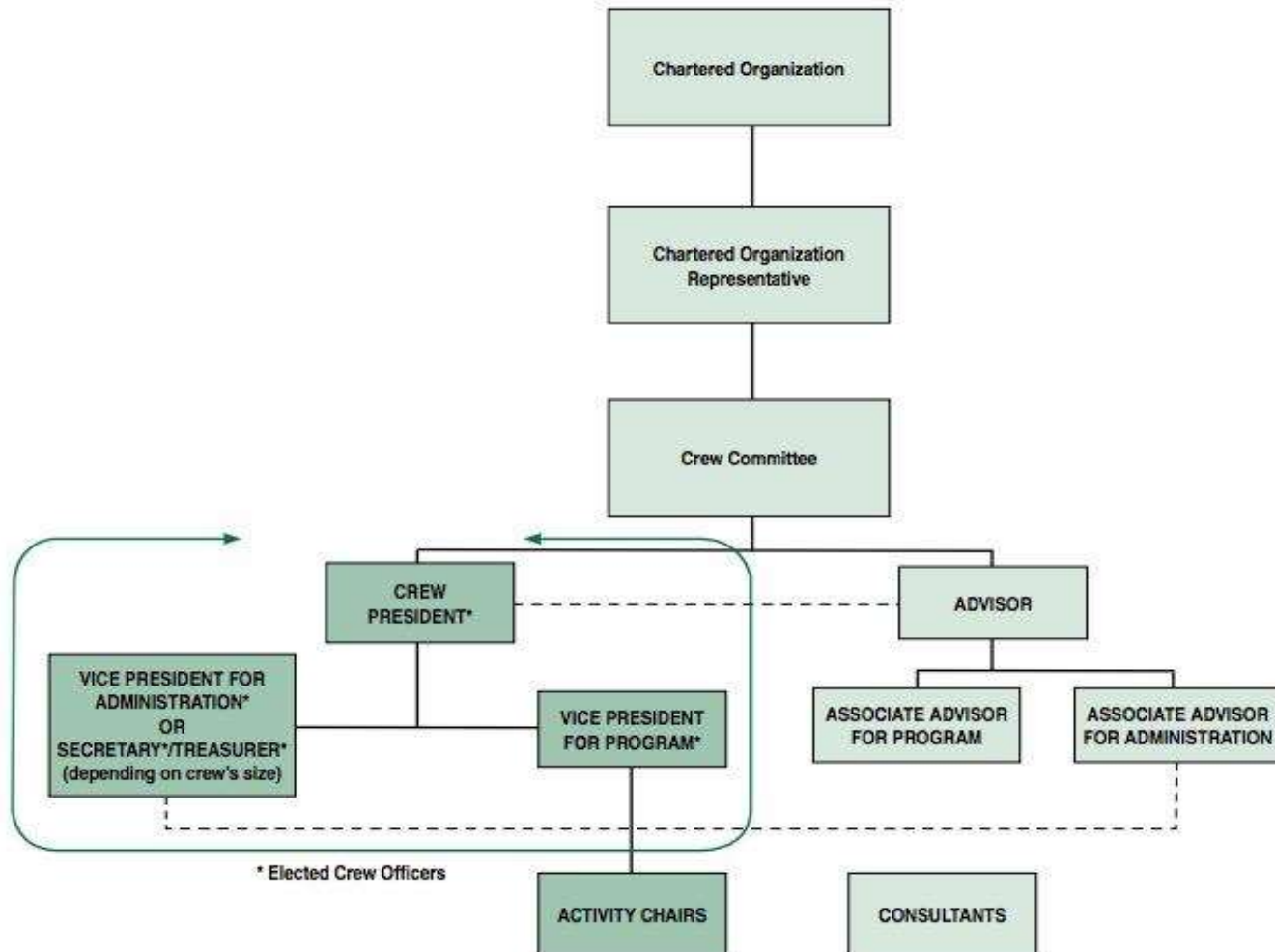


It's time for:

**Org.
Chart
Pyramid**




Organization Chart



Understanding Venturers

Why do you think older youth and young adults want to join Venturing?



Understanding Venturers

Write two or three adjectives (positive and negative) that describe a Venturing-age youth.



Understanding Youth Development

Experimentation

Dependence to
Interdependence

Social
Relationships



Physiological
Changes

Questioning
Values

Understanding Adult Leadership

Leadership Styles for Advisors.....



Train



Coach



Mentor



**Ask
Questions!**

Guiding Venturers Through Reflection

* The Tangle Knot!!!



End of Session 2

To record your evaluation and attendance
from a mobile device, go to

<https://seaptc.org>

and click "Class Evaluation."

The evaluation code for this session is:

7779

Venturing Advisor Position- Specific Training # 106 Part 3 of 4



Program Review: ALPS

Service



Leadership



Personal
Growth



Adventure



Session Objectives

What do Advisor's do?



Where do we have impact?

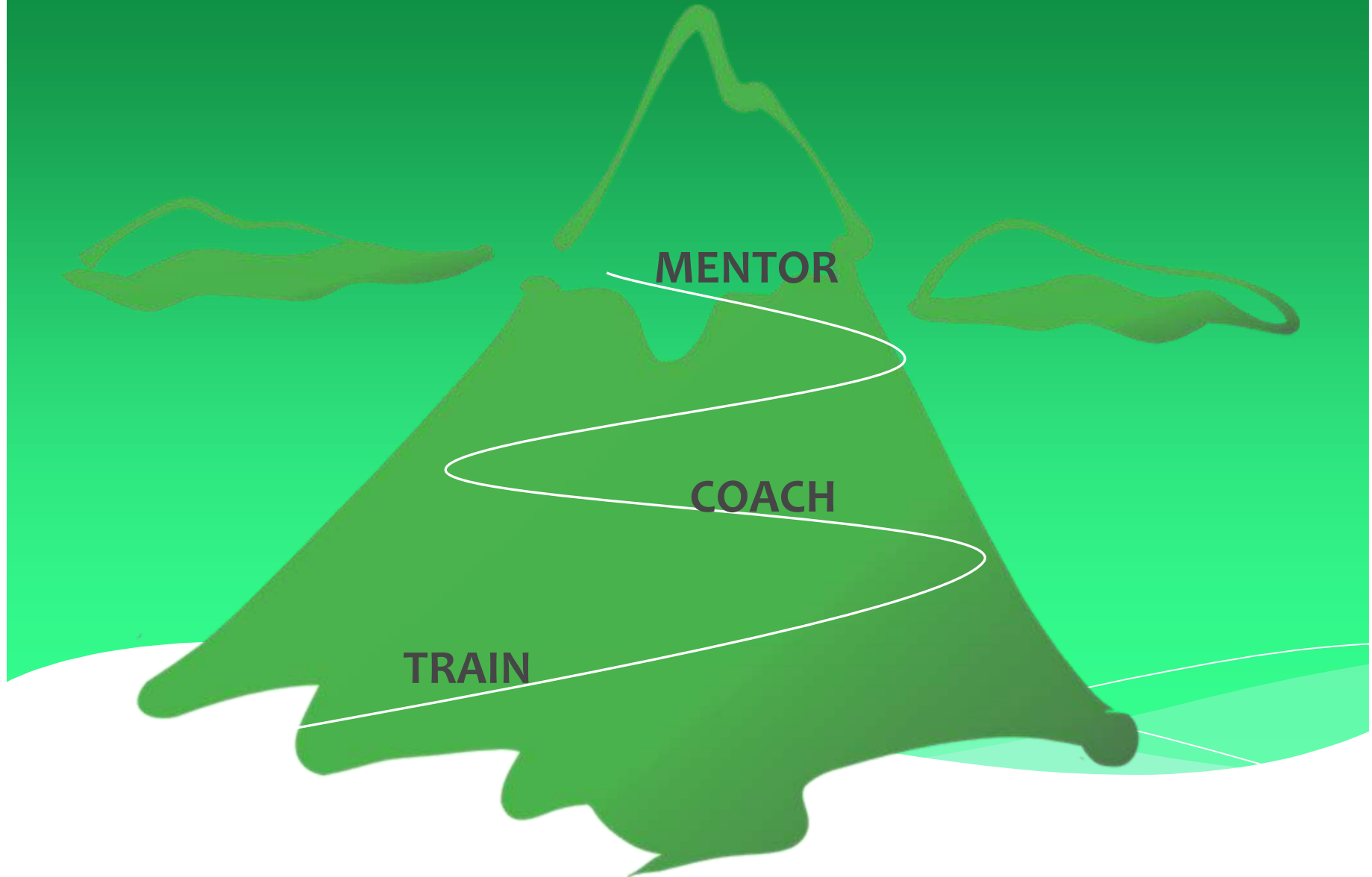


Scouting: A Game with a Purpose!

BSA Mission Statement:

To prepare young people to make ethical and moral choices over their lifetimes by instilling in them the values of the Scout Oath and Law.

The Advisor's Purpose



Advisor Responsibilities: Set the Environment

- **Foster a sense of community**
 - **Develop Officers to plan & Lead**
- **Encourage Participation**
- **Cultivate a capacity to enjoy life (Get to Yes!)**
- **Uphold the Standards (Oath & Law)**
- **Ensure a safe environment**



Advisor Responsibilities: Protect the Youth

- * We provide the framework for protecting members from abuse
- * We ensure activities are conducted within BSA safety guidelines



<https://www.scouting.org/training/youth-protection/>

Advisor Responsibilities: Where you can help

- **OFFICERS & ELECTIONS**
- **OFFICER TRAININGS**
- **CREW TRAININGS: Introduction to Leadership Skills for Crews (ILSC) – at least annually**



Additional Trainings



- **National Youth Leadership Training (NYLT)**



- **Kodiak Challenge**



- **Powder Horn**

Questions?

Advisor Responsibilities: Empower your Crew

- **Youth Create & Enforce Code of Conduct and Operating Procedures (Review it)**
- **Crews Meetings: Give them space, but be available**
- **Let them choose and plan activities**
- **Show them how to stay safe**



Back to the BSA Mission: How do we build character?

- **Learn by playing games, problem solving, overcoming obstacles, ethical controversies.**



- **We pair challenges with outcomes and reflecting after each activity.**
- **We celebrate goals with recognition which builds confidence.**

Recognition



Recognition: The Venturing Trail

- ALPS
- Advisor Conferences
- Boards of Reviews
(youth led)



Recognition

Skill Based Awards



And ...

Once a Scout reaches First Class Rank in a Troop, Venturing Activities can be applied to complete the Eagle Rank.



End of Session 3

To record your evaluation and attendance
from a mobile device, go to

<https://seaptc.org>

and click "Class Evaluation."

The evaluation code for this session:

8003

Venturing Advisor Position- Specific Training # 106 Part 4 of 4



* Program Planning

Qualities of a good program??



Phases of Planning the Annual Program

**Step 1: Gather
information**

**Step 2: Annual
Planning
Conference**

**Step 3: Program
Implementation**

Annual Program Planning: Step 1 - Gather Info




- * **Adult & Consultant Info: PCI**
- * **Youth Gather Info: Activity Interest Survey**
- * **Dates**



Step 2

Mock Annual Program Planning



Let's Plan A Year Long Calendar!!!

1. Evaluate Gathered Information
2. Brainstorm Ideas
3. Discuss and Evaluate activity ideas
4. Select activities for coming year's program (Draft Calendar)



Program Planning: Step 3 Implementation

- 1) Put on Calendar & Distribute**
- 2) Youth lead assigned to each activity**
- 3) Use and Activity Planner!!**
 - What, When, Where, Why
 - How do we get there?
 - How much will it cost??



And finally...

What is the final step that pulls it
Together?

Reflection
It builds character!



Resources

Your District and Council are here to help!

VOA Meetings

Council Trainings

www.seattlebsa.org

www.venturing.org



<https://www.facebook.com/seattleventuring/>

End of Session 4

To record your evaluation and attendance
from a mobile device, go to

<https://seaptc.org>

and click "Class Evaluation."

The evaluation code for this session:

9408