



SCOUTS | BSA



Welcome to the Course

# Scoutmaster Position Specific Training



Prepared. For Life.®

# Who are we?

## Your Instructors for the day

Cindy Olsen

Todd Daniels

Travis Demaree



# Scout Oath or Promise

On my honor, I will do my best.

 To do my duty to God and my country  
and to obey the Scout Law;

 To help other people at all times;


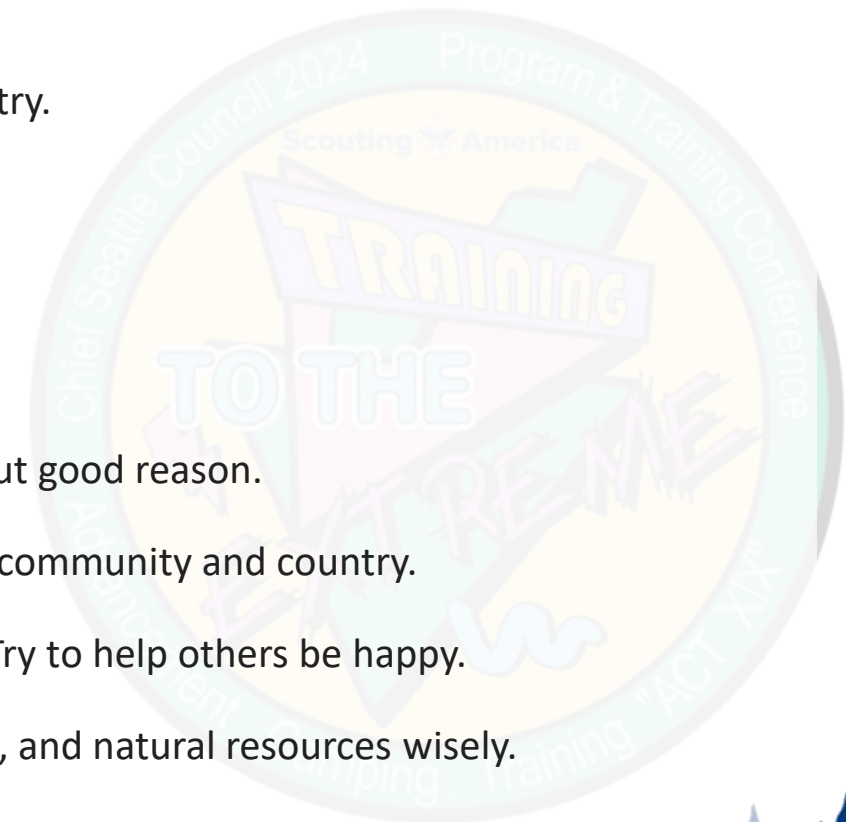
 To keep myself physically strong, mentally  
awake and morally straight



Three Promises, to: God and Country, Other People, Self

# Scout Law


- TRUSTWORTHY.** Tell the truth and keep promises. People can depend on you.
- LOYAL.** Show that you care about your family, friends, Scout leaders, school, and country.
- HELPFUL.** Volunteer to help others without expecting a reward.
- FRIENDLY.** Be a friend to everyone, even people who are very different from you.
- COURTEOUS.** Be polite to everyone and always use good manners.
- KIND.** Treat others as you want to be treated. Never harm or kill any living thing without good reason.
- OBEDIENT.** Follow the rules of your family, school, and pack. Obey the laws of your community and country.
- CHEERFUL.** Look for the bright side of life. Cheerfully do tasks that come your way. Try to help others be happy.
- THRIFTY.** Work to pay your own way. Try not to be wasteful. Use time, food, supplies, and natural resources wisely.
- BRAVE.** Face difficult situations even when you feel afraid. Do what you think is right despite what others might be doing or saying.
- CLEAN.** Keep your body and mind fit. Help keep your home and community clean.
- REVERENT.** Be reverent toward God. Be faithful in your religious duties. Respect the beliefs of others.



# BSA Vision

The Scouting America will **prepare** every eligible youth in America to become a responsible, participating **citizen** and **leader** who is **guided** by the Scout Oath and Law.

(Emphasis ours)

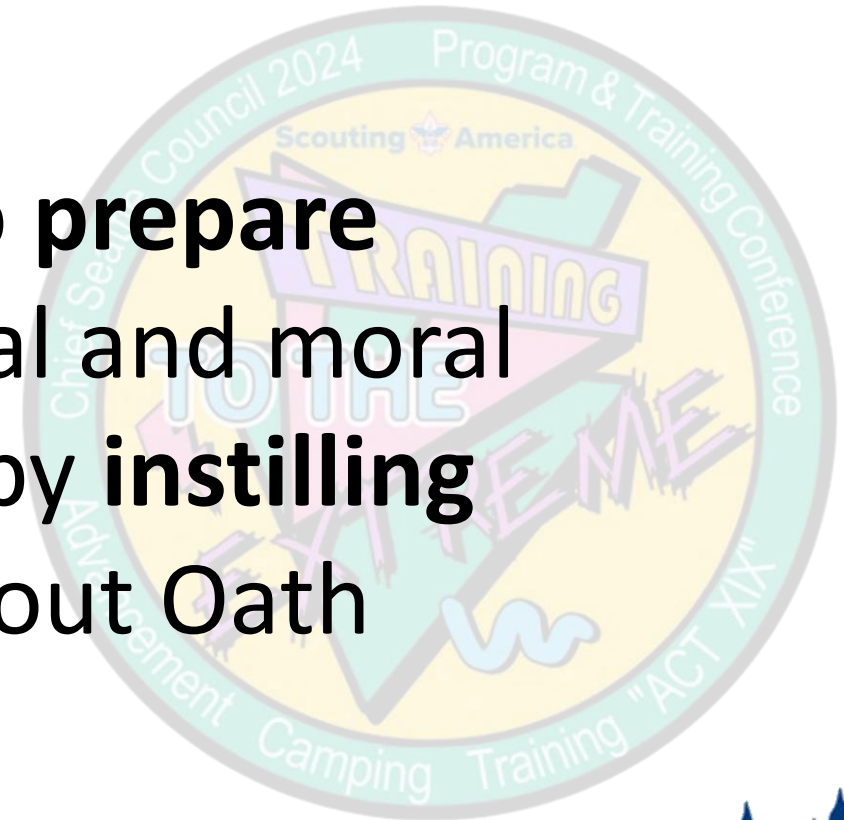


Prepared. For Life.®

# BSA Mission


The mission of Scouting is to **prepare** young people to make ethical and moral **choices** over their lifetimes by **instilling** in them the **values** of the Scout Oath and Law

(Emphasis ours)



# Course Introduction

- Provided initial training
- To be fully Trained, complete:
  - Introduction to Outdoor Leadership Skills (IOLS) (In person)
  - Hazardous Weather training (online)



# The Aims of Scouting

Character development

Citizenship training

Mental and physical fitness





# The Methods of Scouting



**The Ideals**



**The Patrol Method**



**The Outdoors**



**Advancement**



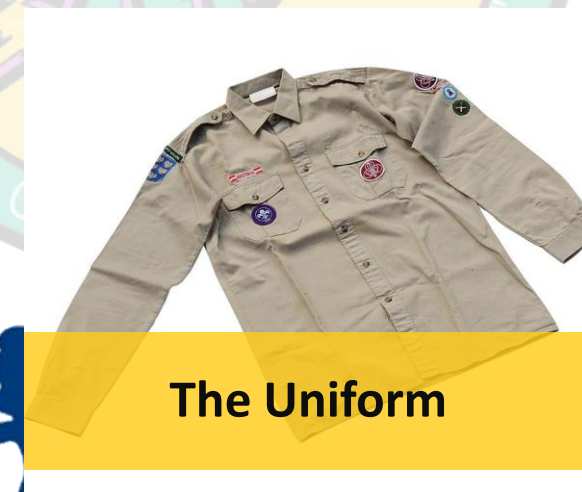
**Association With Adults**



**Personal Growth**



**Leadership Development**



**The Uniform**


# Take a 10 Minute Break




What a Scoutmaster Should **Be**

What a Scoutmaster Should **Know**


What a Scoutmaster Should **Do**



# Scouts BSA Troop Leader Guidebooks




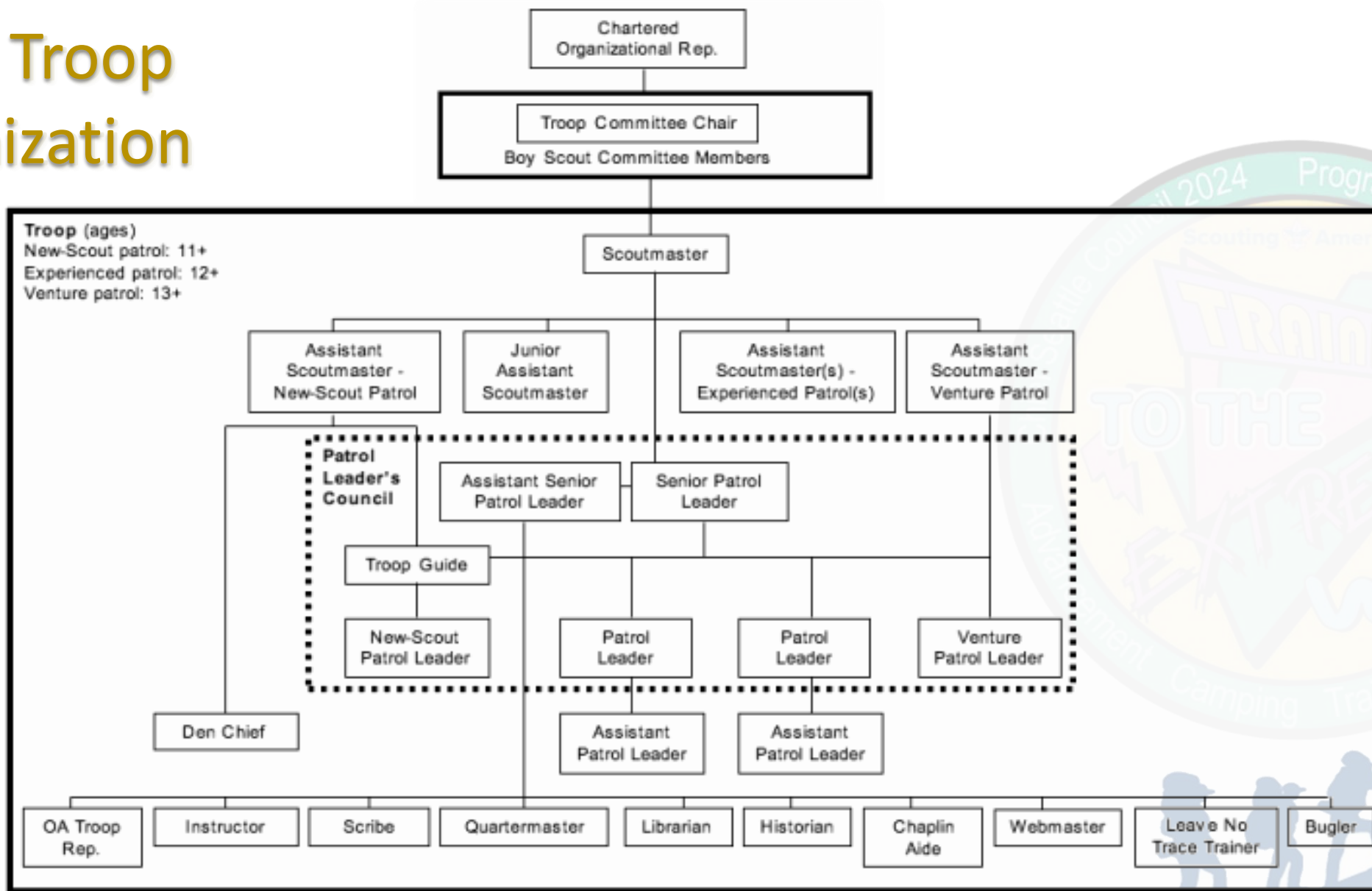
Scouts BSA Troop Leader Guidebook, Volume 1



Scouts BSA Troop Leader Guidebook, Volume 2



# Basic Troop Organization




# The Patrol Method



“The patrol method is **not a way** to operate a Scout troop, it is the **only way**”

Baden-Powell



# The Patrol Method

## What IS a Patrol?

- Basic unit of a troop
- 6-8 Scouts
- Has a boy leader
- Has a name
- Has a flag
- Has a yell
- Camps together
- Competes as a team
- Leads ceremonies
- Are semipermanent

## Patrol Leadership

- Patrol leader
- Assistant patrol leader
- Scribe
- Quartermaster
- Cheerleader
- Troop guide (as coach)
- Patrol advisor (as advisor)



# The Patrol Method

## Kinds of Patrols

- New-Scout patrol
- Traditional patrol
- Older-Scout patrol
- National Honor Patrol (award)





# The Patrol Method

## New-Scout Patrol

- Just joined the troop at the same time
- New to Scouting
- Were probably a Webelos den or group of friends
- Patrol leaders serve shorter terms
- Has an older Scout to assist them (troop guide)
- Has an assistant Scoutmaster to coach them

## Traditional Patrol

- Friends with similar interests and abilities
- Chose to be in the patrol together
- Range of ages (no more than three years between oldest and youngest)

## Older-Scout Patrol

- Experienced Scouts
- 14 years or older
- Participate in higher adventures (see age-appropriate guidelines)
- Serve as youth leaders
- Keeps older Scouts engaged and contributing



# The Patrol Method

## Why Patrol Meetings?


- Plan patrol activities
- Collect the dues
- Prepare for outings
- Clean and repair gear
- Play games
- Work on skills
- Rehearse ceremonies



# The Patrol Method



Working with the  
Senior Patrol  
Leader



# Training Video:



Welcome to the Course  
ROLES OF THE SCOUTMASTER AND SENIOR  
PATROL LEADER



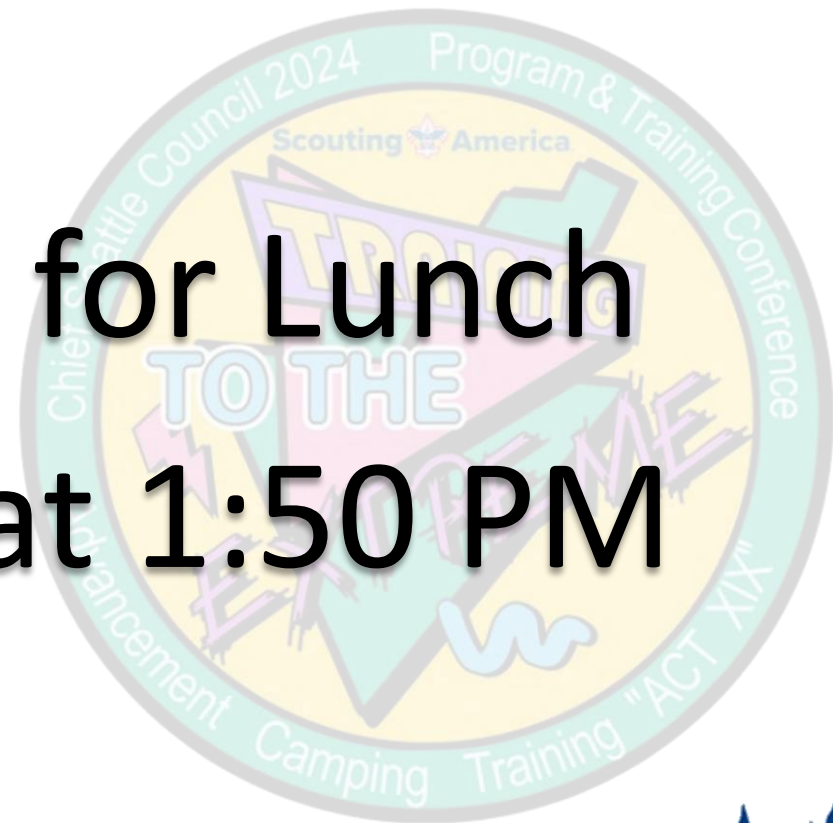


# Questions/Concerns





Break for Lunch  
Back at 1:50 PM



# The Troop Meeting

- Pre-opening
- Opening–5 minutes
- Skills Instruction 15–20 minutes
- Patrol Meetings 5–20 minutes
- Inter-patrol Activity 15–20 minutes
- Closing–5 minutes
- After the meeting...



# Training Video:




Welcome to the Course  
**THE TROOP MEETING**






# Troop Meeting Plan

Printable-Troop-Meeting-Agenda.jpg 743x923 pixels 3/21/19, 2:49 PM



**Meeting Plan:** \_\_\_\_\_

Week \_\_\_\_\_ Date \_\_\_\_\_



ACTIVITY	DESCRIPTION	RUN BY	TIME*
<b>Preopening</b> minutes before meeting			
<b>Opening Ceremony</b> minutes	Flag presentation Oath and Law Uniform Inspection		
<b>Group Instruction</b> minutes	• • •		
<b>Skills Instruction</b> minutes	●		
	■		
	◆		
<b>Breakout Groups</b> minutes (Patrol Meetings)			
<b>Game (or Challenge)</b> minutes			
<b>Closing</b> minutes	Announcements Leader's minute Closing		
<b>Total 90 minutes of meeting</b>			
<b>After the Meeting</b> minutes	Leadership team review plans for the next meeting and for the main event.		

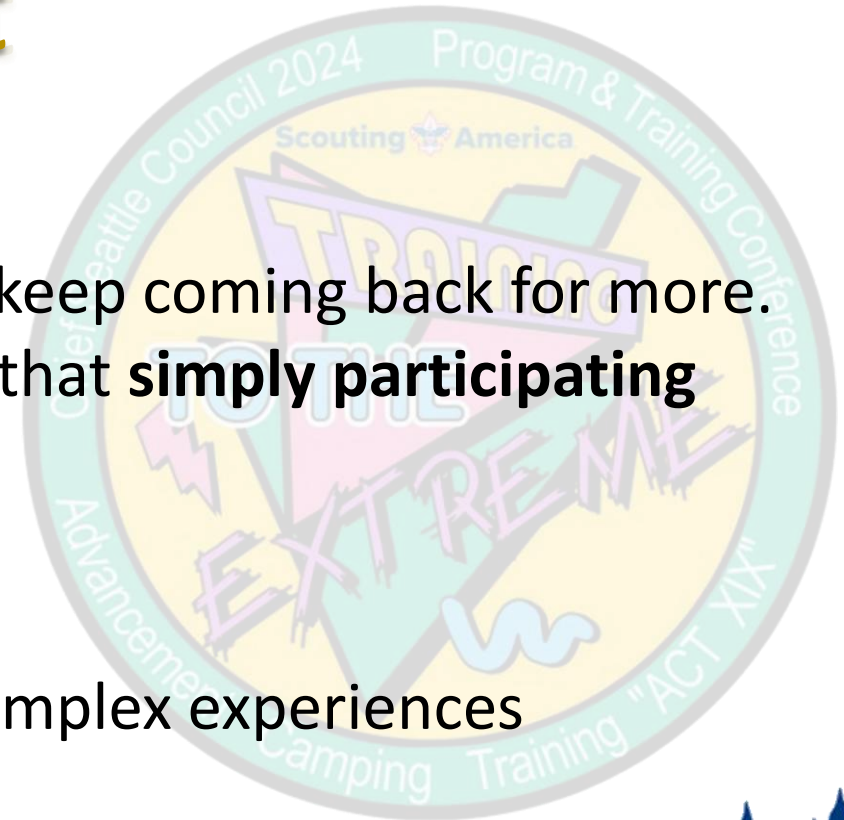
<http://2oyf0btrkmm2i2gll3yq5lmd-wpengine.netdna-ssl.com/wp-content/uploads/2016/03/Printable-Troop-Meeting-Agenda.jpg>
Page 1 of 1



**Prepared. For Life.®**

# Advancement

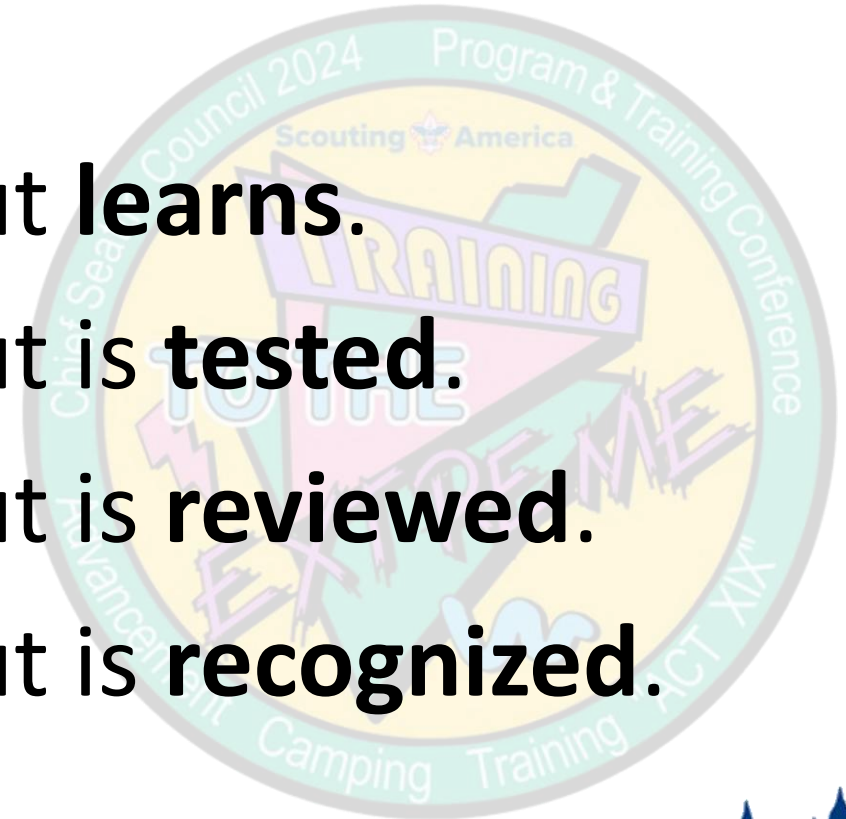
- A **method** by which we encourage members to keep coming back for more.
- Works best when **built into** a unit's program so that **simply participating** leads to:
  - Meaningful achievement
  - Recognition
  - Continually improving readiness for more complex experiences



# Four Steps of Scouts BSA Advancement



- A Scout **learns.**
- A Scout is **tested.**
- A Scout is **reviewed.**
- A Scout is **recognized.**



# Advancement

## Edge Method

- Explain
- Demonstrate
- Guide
- Enable



# Unit Advancement Coordinator

## The Scoutmaster and Advancement



Take a 10 Minute Break

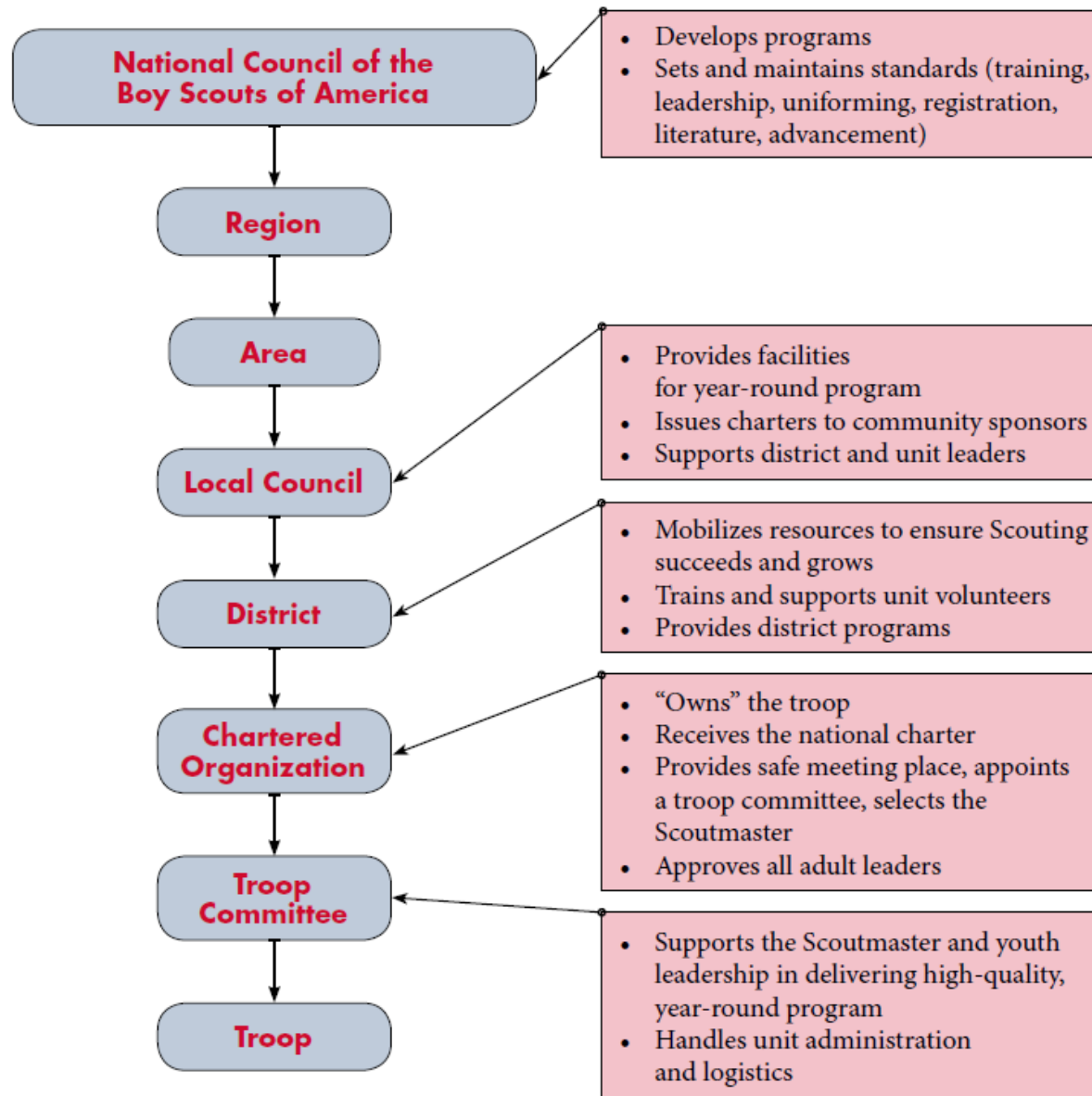


# Your Support Team

- Unit Committee
- Districts/Territories
- Unit Commissioner
- Council



# Support Team Organization Structure





# Annual Planning

In Scouting, planning is a two-phase process.

**Long-term** planning results in an annual calendar and a set of unit goals for the year.

**Short-term** planning yields detailed plans for one month's meetings and outings—and sometimes a little more.



# Five Steps of Annual Troop Program Planning

1. Do your homework.
2. Get patrol input.
3. Hold a planning conference.
4. Consult with the troop committee.
5. Announce the plan.





# Questions/Concerns



# Serving Scouts with Disabilities

*A short introduction to the BSA Approach*



# A Scout is...

**Loyal**

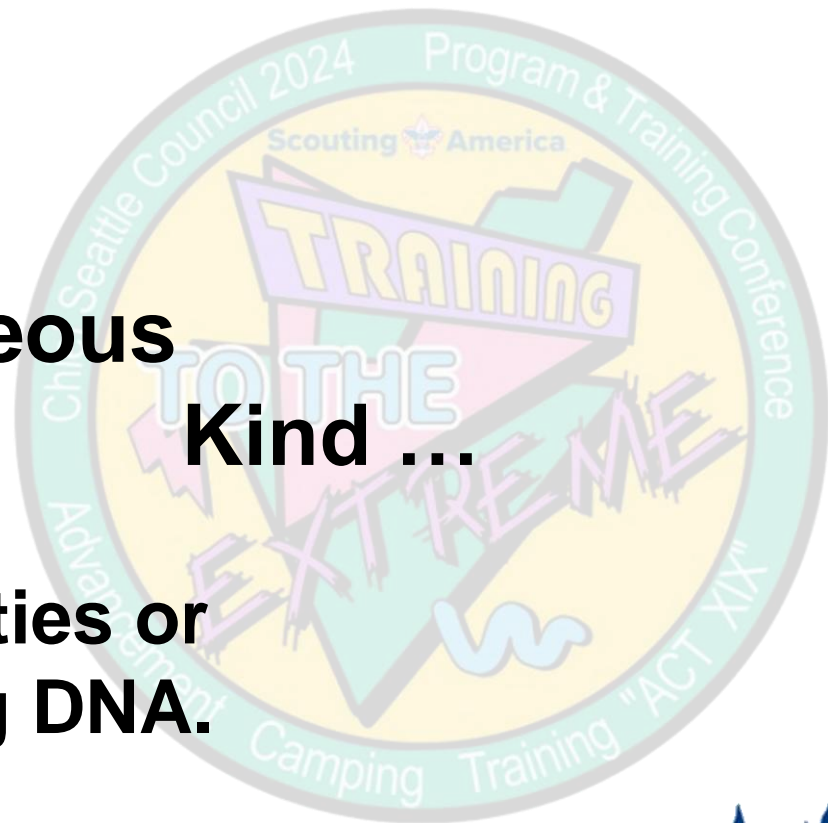
**Helpful**

**Friendly**

**Courteous**


**Kind ...**

**Supporting Scouts with disabilities or special needs is in our Scouting DNA.**



# A Scout Needs a Leader...


- With a positive overall outlook
- Who cares about the success of youth
- Who is focused on finding solutions to challenges
- Who sees a person, not just a diagnosis
- Who models and encourages appropriate behavior from all



# What is a disability?


A disability is a real and long-term condition that impairs functioning in one or more of the following areas:

- Physical
- Learning
- Cognitive
- Emotional
- Social



*“We are more alike than we are different” -  
Maya Angelou*

NEEDS ... Youth with disabilities have the same needs to be successful, and to be accepted, both socially and emotionally as others do. We must work with all youth to put success within REACH.





# REACH

**REACH** out to all Scouts to be sure they are part of the group.

**R – RESPECT**

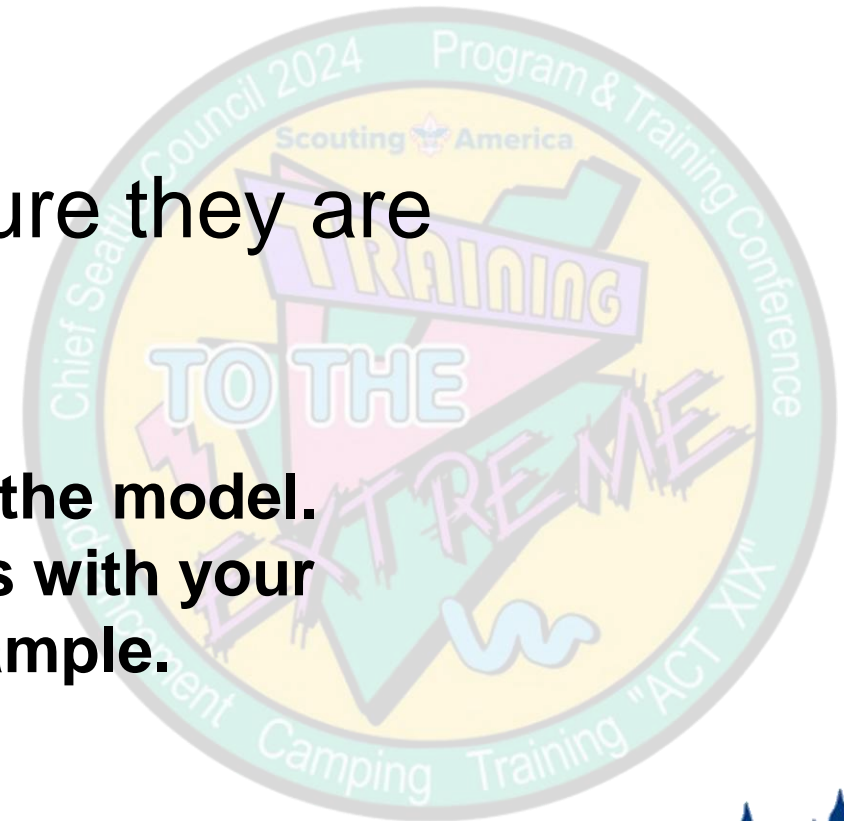
**E – ENCOURAGE**

**A – ACCEPT**

**C – CARE**

**H – HONOR**

**You are the model.  
It begins with your  
example.**



# Partner with Parents


Have a joining conference for **every** Scout

- Ask about strengths.
- Ask about parental concerns or anxieties.
- Ask about trigger situations.
- Ask what adaptations work at home.
- Do not ask for the diagnosis.
- If diagnosis is provided, be reassuring.




# Partner with the Scout

- Communicate respectfully with the Scout.
- Assume the Scout can understand and handle the disability.
- Encourage the Scout to help create solutions.
- Encourage self-advocacy.
- Do not gossip or complain.




# Advancement

- Scouts BSA and Venturer advancement
- Alternate rank requirements
- Alternate merit badges
- Participation beyond the age of eligibility
- Time extensions to earn the Eagle Scout rank



# Summary

- LOYAL – Have faith in what youth can become.
- HELPFUL – Look for positive solutions.
- FRIENDLY – A Scout is a person not a diagnosis.
- COURTEOUS – Show and expect respect.
- KIND – Model caring behavior.



# Safety

**Trek Safely** - Unit Trek Planning

**Risk Zone** - Driving Safety

**Weather Smart** - Weather Topics



Climb On Safely

Course

Total time: 13m



Drive Safely

Course

Total time: 60m

Hazardous Weather Training

Course


Total time: 28m



# What's Next to be Trained → IOLS

*Introduction to Outdoor Leader Skills*

- **Where:** Camp Pigott/Edward
- **When:** 8 am Saturday, June 1 until about noon Sunday, June 20
- **Registration** through Tentaroo:  
IOLS - Camp Pigott, Jun 1- 2, 2024
- This course, combined with [Youth Protection Training](#) and the [Scoutmaster-Specific Training course](#), will make you an “fully trained” Scouts BSA leader.



You can deliver  
the promise of Scouting!  
What will your action plan be?

Cindy Olsen

Email: [olsencp@outlook.com](mailto:olsencp@outlook.com)

Cell:

Travis Demaree

Email: [demareedt@gmail.com](mailto:demareedt@gmail.com)

Cell: 425-830-8617

