



PTC Session 411 Exploring the Patrol Method (For Youth)



**Planning & Training Conference
Chief Seattle Council
October 23, 2021**

**Bill Burris, Scoutmaster Troop 499
(206) 579-7732 billb499@msn.com
Cindy Olsen, Scoutmaster Troop 8499 -- CoHost**

Agenda




1. Introductions
2. Why the Patrol Method?
3. The Adult Role in the Patrol Method
4. The “Objections” to the Patrol Method
5. The Patrol Method in Practice ... Making it Work!!
6. Q & A

Introduction

- I am...
 - Bill Burris, Scoutmaster, T499 Newcastle/ Renton
 - 16 years as SM
 - 5+ Years as Mt. Tahoma District Roundtable Commissioner for Troops
 - 5+ Years as an Eagle Project Reviewer and an Eagle Board Chair
- Material:
 - Full presentation will be available online.
 - Email me for questions ... for link to this presentation – billb499@msn.com
 - **For adherence to YPT (Youth Protection) standards always copy another adult when corresponding with any adult (leader)**

Why the Patrol Method?



- *“The patrol system is not one method in which Scouting for boys can be carried on. It is the only method” Robert Baden Powell*
- *“It is not the slightest use to preach the Scout Law or to give it out as orders to a crowd of boys: each mind requires its special exposition (“Explanation/ Description”) of them and the ambition to carry them out”Robert Baden Powell*

The Character School



- **Two things drive character development**
 - Example of **role models** ... and ... **Interaction with peers**
- **How to act or having good conduct modeled is only the first step**
 - *The real work happens when Scouts develop mutual respect for each other and foster cooperation within a group of equals.*
 - *This cooperation is where the really radical idea of Scouting takes place*
 - *Self-Government through the Patrol Method!!*

Personal & Team Growth Happens



- When Scouts
- Make their own plans
- Formulate their own rules
- Keep up their own discipline
- Elect their own leadership charged with implementing these plans

.....

The Patrol Method provides the opportunity to learn through experience what it means to belong to a group (Team/ Patrol) and to accept personal responsibility.

Important Parts of the Troop Program Are



- Advancement
- Activities at Troop Meetings
- Outdoor Activities
- Camping Trips
- Attendance
- Membership Retention & Growth
- Fundraising

- ***All are very important, but they are actually just decorative ... Important but they are mostly Administrative.***

The Patrol Method – The Real Heart of the Troop



- *If we build on the Patrol Method*

The Program Features and the Administrative measuring tools will happen!!

Adult Role in The Patrol Method?

- Adults can be the “Lecturer” or can be the “Guide”
- Guiding Scouts using the Patrol Method is ...
 - A gentle push in the right direction rather than dragging them along ...
 - A suggestion rather than a command ...
 - A question asked rather than an answer given.



Adult Role In the Patrol Method

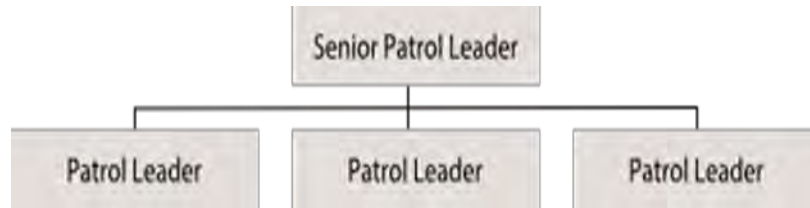


- The adult role in the patrol method is to be

*More responsive ...
less directive.*

The Adult Role in Scouting is Important!!!

..... But Adults are not in the Troop Youth Leadership Structure they aren't even on the chart.



- In the Patrol Method Scouts can and should ...
 - Form their own patrols
 - Elect their Senior Patrol Leader and Patrol Leaders.
Adults don't appoint them!!

.... Adult Leaders respond to the choices made by the Scouts and Start **guiding** the leaders the Scouts elected.

The Patrol Method Can Mean Dramatic Changes!!

- There are troops where the patrol method is watered down to an administrative nicety,
 - a way to divide Scouts into more manageable groups and
 - provide figurative leadership positions for Scouts.
- Since people(Adults) are usually resistant to dramatic change there are objections when the Patrol Method is being considered.

Objections!!!!

Objections to the patrol method come from adults and Scouts.

1. If Scouts are given the choice Scouts will not form **“balanced patrols**
2. If Adult Leaders don’t have a say Scouts won’t elect **“qualified leaders**
3. Without direct Adult oversight Scouts will not do their **“jobs”**.
4. Since Scouts **“don’t plan as well”** or present things as well as adults, **program will suffer”**.
5. If given the choice, Scouts will not do things that result in **“advancement”**.
6. Our Older Scouts **“don’t want to work with younger Scouts”**.
7. We (The Adults) aren’t comfortable with giving Scouts this much **“power”**.



A BUNCH OF HOT AIR!!!

Patrol Method in Practice – Making It Happen

- 1. Scouts form their own patrols and choose their own leaders**
 - If Scouts aren't in a patrol with their friends, they likely are not going to observe the structure of the patrol.
 - Given the opportunity they will gravitate to their friends.



Patrol Method in Practice – Making It Happen



2. **Be patrol-centric.**

- Have a dedicated time set aside for Patrols to meet at every Troop meeting
- Camp by Patrol
- Play Games by Patrol
- Work Scout Skills by Patrol

Patrol Method in Practice – Making It Happen

3. Adults ... Keep your distance.

- Youth leaders will not lead much if an adult is in the area.
- Adults likely can lead, present, and organize better than a Scout
 - BUT ...When they do, they've taken the experience and that "Growth" opportunity away from the Scouts.
 - Adults can be close enough to observe but not close enough to be a "dominating influence".



What does all that mean??



1. Troop Annual **“PLANNING”** Calendar
 - Scouts select Troop Meeting Activities
 - Scouts select Weekend Activities
 - Scouts select Summer Camp location
2. Patrols
 - Scouts select their own Patrols
 - Scouts elect their Patrol Leaders
3. The Scouts, as a Troop, elect their Senior Patrol Leader

Troop Meetings

- Senior Patrol Leader, Asst Senior Patrol Leader(s), and Patrol Leaders run the meeting
 - Select & Run the Pre-Meeting Activity
 - Flags ... Announcements
 - Skill Instruction (As a Troop or in the Patrol Meeting)
 - Patrol Meetings (Every Troop Meeting)
 - Skills Instruction
 - Skill of the Week
 - Knot of the Week
 - Weekend Activity Planning
 - Main Meeting Activity
 - Inter-Patrol Game
 - “Roses & Thorns” ... What could be done better?



Requires *PLANNING* ... *The Patrol Leaders Council (PLC)*



- ***Meets Once a Month ... Minimum***
 - Separate from a Troop Meeting!!
 - Reviews Troop Calendar Events for ***“Planning”*** Purposes
- Scouts in Attendance
 - **Senior Patrol Leader ... Manages Meeting** with the assistance of the ASPL(s)
 - **Patrol Leaders ... Represent their Patrol Members**
 - Other Youth Leaders (Troop Eagles, Scribes, Troop Guides, Quartermasters etc.) ... Provide ***“Planning”*** Input

Adults are not at the “PLC Table”!!

Troop Meeting Plan

Date: _____



Meeting Theme: _____

<u>ACTIVITY</u>	<u>DESCRIPTION</u>	<u>RUN BY</u>
Pre-Opening (PLC) 6:45pm	<input type="checkbox"/> <u>Pre – Meeting Activity</u>	SPL & ASPLs
Opening 7:00pm – 7:10pm	<input type="checkbox"/> Flags Presentation <input type="checkbox"/> Announcements	<input type="checkbox"/> Patrol _____ <input type="checkbox"/> SPL
Troop Skills Instruction (Optional) 7:15pm – 7:25pm	<input type="checkbox"/> Scout Skill • _____ <input type="checkbox"/> Materials Needed • _____ • _____ • _____	<input type="checkbox"/> SPL & ASPL(s) ... Or ... <input type="checkbox"/> Ass't Scoutmasters
Patrols' Meeting 7:15pm – 7:40 pm	<input type="checkbox"/> Scout Skill of the Week Instruction • _____ <input type="checkbox"/> Knot of the Week Instruction • _____ <input type="checkbox"/> Planning for upcoming activities • _____ • _____ • _____ • _____	<input type="checkbox"/> Patrol Leaders <input type="checkbox"/> Asst SMs
Meeting Activity 7:40pm – 8:10pm	<input type="checkbox"/> Activity _____ • Materials Needed • _____ • _____ • _____ • _____	<input type="checkbox"/> SPL <input type="checkbox"/> Patrol Leaders
Inter Patrol Game 8:10pm – 8:25pm Closing 8:25pm – 8:30pm	<input type="checkbox"/> <u>GAME</u> _____ <input type="checkbox"/> Flags Retirement <input type="checkbox"/> Scout Master's Minute <input type="checkbox"/> Vespers	<input type="checkbox"/> SPL

[Troop Meeting Agenda - Troop Leader Resources \(scouting.org\)](http://scouting.org)


Information and Worksheets

- ❖ Annual Planning
- ❖ Monthly Planning
- ❖ Troop Meeting Planning/ Agenda

 Meeting Plan: _____ 			
Week ___ Date _____			
ACTIVITY	DESCRIPTION	RUN BY	TIME*
Preopening ___ minutes before meeting			
Opening Ceremony ___ minutes	Flag presentation Oath and Law Uniform inspection		
Group Instruction ___ minutes	<ul style="list-style-type: none"> 		
Skills Instruction ___ minutes	<ul style="list-style-type: none"> 		
	<ul style="list-style-type: none"> 		
	<ul style="list-style-type: none"> 		
Breakout Groups ___ minutes			
Game ___ minutes			
Closing ___ minutes	Announcements Leader's minute Closing		
Total 90 minutes of meeting			
After the Meeting ___ minutes	Leadership team review plans for the next meeting and for the main event.		

*“Train Them ...
Trust Them ...
Let Them Lead!!”*

- *“The patrol system is not one method in which Scouting for boys can be carried on. It is the only method” Robert Baden Powell*



Questions

....

Thoughts

