

Introduction to Shooting Sports



2021
Program & Training
Conference
Class number 517


BSA Shooting Sports

Presented by the Chief Seattle Shooting Sports Committee

John A. Campanella "Campy"
425 466 3557
johnacampanella55@gmail.com

“Campy’s” Instructor Ratings

NRA Certified CO-OP Muzzleloading Rifle
NRA Certified Home Firearm Safety
NRA Certified Muzzleloading
NRA Certified Pistol
NRA Certified Rifle
NRA Certified Shotgun
NRA Chief Range Safety Officer
National Camp School Shooting Sports Director
Camp Pigott Shooting Sports Director



NRA 160679977

BSA 124178199



Overview

- ▶ What activities can you do in the BSA?
 - ▶ Rifles, Shotguns, Arrows, Tomahawks, Slingshots, BB rifles
- ▶ When can you do what? How old do I have to be?
 - ▶ Cub Scouts, Boy Scouts, Venturing Scouts, Sea Scouts
- ▶ Where can you go?
 - ▶ What places allow what
- ▶ Who do you need?
 - ▶ Volunteers with lots of training, training, training.
- ▶ What else?
 - ▶ Volunteers always needed!!
 - ▶ Additional resources for knowledge and fun

Some Positive Aspects of Shooting Sports

- ▶ Shooting sports are part of the Olympic program events
- ▶ Shooting sports do not require participants to start at an early age to be successful. A person may start shooting in high school and compete on a national level before entering college.
- ▶ Age does not seem to be a factor in learning shooting sports. Shooting sports have had a national champion who was more than 60 years old, and one as young as 16 years old.
- ▶ Shooting sports are for youth and adults.
- ▶ Shooting sports may be conducted both indoors and outdoors.
- ▶ Shooting sports may be featured as a year-round sport.
- ▶ Shooting sports may offer individual participation, team participation, or both at the same time.
- ▶ Shooting sports are recognized as being very safe with very few injuries.
- ▶ Shooting sports require a minimum of facilities rather than large arenas, courses, courts, or gymnasiums.

More Positive Aspects of Shooting Sports

- ▶ Students who have participated in shooting sports report a marked improvement in their ability to concentrate when they apply the principles of these sports to their academic pursuits.
- ▶ Purity, is a term used in sports to describe the degree of precision with which a physical function must be executed. Shooting sports require the highest degree of purity.
- ▶ Sportsmanship has been described as “the quality and conduct of a person who accepts victory and defeat graciously.” Shooting sports has a reputation for high sportsmanship conduct among its participants.
- ▶ People with physical disabilities are able to compete at high levels of competition in shooting sports.
- ▶ College scholarships are awarded in shooting sports.
- ▶ In shooting sports, everyone participates.

BSA NSSM “From material by R.A. Soldivera, shooting sports consultant”

What activities can you do? Or not do.....

The following shooting activities are **currently not allowed** in BSA programs:

- Flint Lock Rifles and Pistols
- Reloading and using reloaded ammunition
- Crossbows
- Bottle rockets
- Exploding targets
- Firearms included in the National Firearms Act (Class III) – eg, machine guns
- Cannons
- Ballista's (giant crossbow)
- Boomerangs
- Blow Guns
- Anvil Shooting (wait, what?)
- Ninja weapons (stars, spikes, torpedoes, nun chucks, etc.)
- Spears
- Spear Guns
- Potato Guns (awwhhh man...)

What activities you can do!

Cub Scouts

Only at Council or District events!

- ▶ BB-gun rifles
- ▶ Slingshots
- ▶ Archery
- ▶ Air Rifles (webs)

Scouts BSA

- ▶ .22 bolt action rifles
- ▶ Shotguns
- ▶ Muzzle loading/Black powder (No Flint Locks)
- ▶ Tomahawks
- ▶ Multi-Gun Airsoft
- ▶ Everything you can do in Cub Scouts

Venture Scouts

- ▶ Rifles (Semi-auto & centerfire)
- ▶ Pistols
- ▶ Hunter's Education
- ▶ Everything you can do in Scouts BSA and Cub Scouts

When you can do an activity!

Cub Scouts

The following activities are allowed **only** at
Council or District events:

- ▶ BB-gun rifles
- ▶ Slingshots
- ▶ Archery
- ▶ Air Rifle Experience – See National Shooting Sports Manual Rifle Shooting Level 1
- ▶ As per Chief Seattle Council, Web 2 if invited by a Scout Troop may join in all Scout shooting activities at Camp Pigott Shooting Sports Days.

Note: per NSSM, small catapults can be utilized at unit-level events!

When you can do an activity!

Scouts BSA

- ▶ Cub Scout Activities Plus...
- ▶ .22 bolt action rifles (up to a 5 round magazines)
- ▶ Shotguns
- ▶ Muzzle loading/Black powder rifle (No Flint Locks)
- ▶ Tomahawks
- ▶ Multi-Gun Airsoft

When you can do an activity!

Venture Scouts & Sea Scouts

- ▶ Cub & Scout BSA Activities Plus...
- ▶ Semi-automatic & centerfire rifles
- ▶ Pistols
- ▶ Hunter Education

BSA NSSM - 5 Levels of Shooting Activities

- 1) Introductory/First-time shooting experience

- 2) Open shooting experience
 - ❖ Shooting for fun, NRA Marksmanship awards
- 3) Ongoing shooting experience
 - ❖ Merit badges/NRA FIRST Steps classes
- 4) Competitive shooting
 - ❖ Civilian Marksmanship Program (CMP)
 - ❖ Johnny Appleseed "Project Appleseed"
 - ❖ League competitions
- 5) Becoming an NRA instructor or coach
 - ❖ Apprentice: 13-17 yrs old
 - ❖ Assistant Instructor: 18 yrs or older
 - ❖ Instructor: 21 yrs or older

Where can I do these activities?

Cubs: Council & District events only!!

- ▶ Day Camps
- ▶ Resident Camps
- ▶ Parent & Pal weekends

Where can I do these activities?

Scouts BSA: Summer Camp

- ▶ Camp Pigott
 - ▶ Rifle, Archery, Shotgun, and Muzzleloading Rifle
- ▶ Camp Parsons
 - ▶ Rifle and Archery

Where can I do these activities?

Scouts BSA & Venturing: Unit Shoots

- ▶ Camp Pigott
 - ▶ Schedule through Camp Ranger and/or Shooting Sports Committee
 - ▶ **Need appropriately trained personnel**
- ▶ Public Ranges
- ▶ Private Ranges
 - ▶ Form 430-065 Private Property Approval for Shooting Sports
 - ▶ CSRO needs to inspect & approve property

Where can I do these activities?

▶ Venture Crew 762

- Sponsored by Chief Seattle Council Shooting Sports Committee & Woodinville ARES Group
- Promoting the 5 levels of National Shooting Sports Manual across disciplines
- Activities planned for 2nd Saturday of each month
- Fundraising for equipment & supplies through the MidwayUSA Foundation & Friends of NRA.

Where can I do these activities?

▶ Shooting Sports Days at Camp Pigott

▶ Offered to Scout BSA, Ventures & Sea Scouts

- ▶ Open shoot for rifle, archery, shotgun, muzzleloader/black powder, tomahawks, slingshots and multi-gun airsoft.
- ▶ Cub Scouts, web 2, if invited by a troop may participate in all Scout BSA shooting activities.
- ▶ Merit Badge/NRA FIRST Steps classes for rifle and shotgun.
- ▶ Pistols, semi-auto and/or centerfire rifle offered to Venturing Scouts & Sea Scouts

Chief Seattle Council Shooting Sports is a very Active Program!

- ▶ Shooting Sports Days have the most youth participation outside of resident and day camps

So how do I get involved?

Who do you need?

Venue	NSSM ⁶	Program ¹	Instructors ⁵	Ratio	Range	Shooter Training ²
Archery	P73	Boy Scouts/Varsity Venturing	1 USA Archery Level 1 Instructor	1 Instructor/8 shooters	BSA or Approved Range	Safety and use orientation
AIR Rifle	P11	Boy Scouts/Varsity Venturing	1 RSO 1 NRA Rifle Instructor	1/8 shooters	BSA or Approved Range	Safety and use orientation
Small Bore Rifle	P12-P13	Boy Scouts/Varsity Venturing	1 RSO 1 NRA Rifle Instructor	1/8 shooters	BSA or Approved Range	30 minute Rifle Orientation
Small Bore Rifle Competition	P14	Boy Scouts/Varsity Venturing	1 RSO 1 NRA Rifle Instructor	1/8 shooters	BSA or Approved Range	NRA First Steps Rifle
Shotgun	P17-P18	Boy Scouts /Varsity Venturing	1 RSO 1 NRA Shotgun Instructor	1 RSO/6 shooters 1 Instructor/shooter	BSA or Approved Range	30 minute Shotgun Orientation
Shotgun Competition	P19	Boy Scouts/Varsity Venturing	1 RSO 1 NRA Shotgun Instructor	1 RSO/5 shooters 1 Instructor/shooter	BSA or Approved Range	NRA First Steps Shotgun
Pistol	P21-P23	Venturing	1 RSO 1 NRA Pistol Instructor	1 RSO 1 Instructor/shooter	BSA or Approved Range	30 minute Pistol Orientation
Pistol Competition	P24	Venturing	1 RSO 1 NRA Pistol Instructor	1 RSO 1 Instructor/3 Shooters	BSA or Approved Range	NRA First Steps Pistol
Muzzle Loading Rifle	P26-P29	Boy Scouts/Varsity Venturing	1 RSO 1 NRA/NMLRA Instructor	1 RSO/8 Shooters 1 Instructor/3 Shooters	BSA or Approved Range	Shooting Safety and ML loading/unloading
Muzzle Loading Shotgun	P31-P34	Boy Scouts/Varsity Venturing	1 RSO 1 NCS SSD	1 RSO/8 Shooters 1 Instructor/Shooters	BSA or Approved Range	Shooting Safety and ML loading/unloading
Muzzle Loading Pistol	P36-P39	Venturing	1 RSO 1 NRA/NMLRA Instructor	1 RSO/8 Shooters 1 Instructor/3 Shooters	BSA or Approved Range	Shooting Safety and ML loading/unloading
Archery	P73	Cub Scouts ³	1 RM	1RM/8 shooters	Council/District Only ³	Safety training by RM
BB Gun	P83	Cub Scouts ³	1 RM	1 RM/8 shooters	Council/District Only ³	Safety training by RM
Sling Shots/Wrist Rockets	P95	Cub Scouts ³	1 RM	1 RM/8 shooters	Council/District Only ³	Safety training by RM
Pellet Guns	P95	Webelos ⁴	1 RM	1 RM/8 shooters	Council/District Only ³	Safety training by RM
Cateracts	P96	Cub Scouts ³	1 RM	1 RM/8 shooters	Council/District Only ³	Safety training by RM

Who do you need? Continued

Archery	P73	Cub Scouts ¹	1 RM	1RM/8 shooters	Council/District Only ²	Safety training by RM
BB Gun	P83	Cub Scouts ¹	1 RM	1 RM/8 shooters	Council/District Only ²	Safety training by RM
Sling Shots/Wrist Rockets	P95	Cub Scouts ¹	1 RM	1 RM/8 shooters	Council/District Only ²	Safety training by RM
Pellet Guns	P95	Webelos ¹	1 RM	1 RM/8 shooters	Council/District Only ²	Safety training by RM
Catapults	P96	Cub Scouts ¹	1 RM	1 RM/8 shooters	Council/District Only ²	Safety training by RM
Paintball	Banned Activity – Targets only – requires detailed tour permit describing activity – see GTSS					
Laser Tag	Banned Activity – Targets only – requires detailed tour permit describing activity – see GTSS					
Tomahawk	2013 Update P40	Boy Scouts Venturing	1 RSO/Instructor	1 RSO/shooter	Council Only	Safety and Throwing

- Notes:**
1. Sea Scouting and Exploring follow the rules for Venturing. Varsity follow the rules for Boy Scouts
 2. Training indicated must be delivered by a certified instructor before youth members may shoot on the range
 3. Cub Scouts may only shoot at Council/District resident camp or activities. No Pack or Den shooting sports activities permitted. Lions may not participate in any shooting sport activity.
 4. In the Cub Scout program only WEBELOS may shoot Pellet Air Rifles
 5. A NCS Shooting Sports Director is certified as an RSO, NRA Rifle, NRA Shotgun and NRA Muzzleloading Rifle Instructor and may operate BSA shooting activities indicated.
 6. BSA National Shooting Sports Manual No. 430-938 2015 printing with 2016 supplemental

Acronyms	CMP	Civilian Marksmanship Program
	GTSS	Guide to Safe Scouting
	NMLRA	National Muzzle Loading Rifle Association
	NRA	National Rifle Association
	RM	Range Master
	RSO	Range Safety Officer

Who do you need? – TRAINED PERSONNEL!!

▶ BSA training

- ▶ Cub BB Gun Range Master
- ▶ Archery Range Master
- ▶ NCS Shooting Sports Director

▶ NRA training

- ▶ RSO, CRSO ratings
- ▶ Basic Rifle, Shotgun, Pistol, Muzzleloading, & HFS (home firearm safety) Instructor ratings
- ▶ Training Counselor

▶ NMLA training

- ▶ Muzzle loading Instructor

▶ USA Archery training

- ▶ Level 1 & 2 Archery Instructor

Who do you need? – TRAINED PERSONNEL

▶ Cub Scouts - BB

- ▶ Need BSA BB Gun Range Masters
 - ▶ 18 years of age or older
 - ▶ Trained by National Camp School Shooting Sports Director or NRA instructor
 - ▶ ~2.5 hours of training
 - ▶ Training Course Pocket Certificate, No. 33767
 - ▶ Must be renewed every 2 years
 - ▶ Usually offered at the beginning of summer

Who do you need? – TRAINED PERSONNEL

▶ Cub Scouts Archery

- ▶ Need BSA Archery Range Masters
 - ▶ 18 years of age or older
 - ▶ Trained by National Camp School Shooting Sports Director or USA Archery/NFAA Instructor
 - ▶ ~1.5 hours of training
 - ▶ Training Course Pocket Certificate, No. 33767
 - ▶ Must be renewed every 2 years
 - ▶ Usually offered at the beginning of summer

Who do you need? – TRAINED PERSONNEL

▶ Boy Scouts & Venturing

▶ Need USA Archery Instructors

- ▶ Level 1 – 8 hours

- ▶ Level 2 – 12-16 hours

- ▶ Offered periodically at Camp Pigott/Edward

▶ NRA Range Safety Officers (RSO)

- ▶ 9 Hours, in person course

- ▶ Offered periodically at Camp Pigott/Edward

- ▶ On-line training after becoming an NRA instructor

Who do you need? – TRAINED PERSONNEL

▶ Boy Scouts & Venturing (continued)

▶ Need NRA Instructors

- ▶ Basic Instructor Training (6 hours)
- ▶ Discipline specific training (Rifle, Shotgun, Pistol, MZ) (~10-14 hrs each) After passing discipline specific Basic training
- ▶ Offered at Kenmore Range
- ▶ Offered at Camp Pigott - Basic Rifle & Shotgun
1st weekend of every month
Substantially discounted if your part of Scout BSA
- ▶ Other locations around the nation
- ▶ Need to teach classes and renew every two years!

Who do you need? – TRAINED PERSONNEL

Next scheduled NRA Instructor Training at Camp
Pigott

April 15th through 17th 2022

Will offer : Basic Instructor Training
 NRA Rifle Instructor
 NRA Shotgun Instructor

Prerequisite for this class: NRA Basic Rifle and
Shotgun

Who do you need? – TRAINED PERSONNEL

These are the 2021-2022 dates for Basic Rifle and Shotgun Classes offered through Chief Seattle Council at Camp Pigott. As you can see, the disciplines are alternated every month.

All Classes will begin at 08:00 please see chart for classroom locations.

All inclusive, except lunch, bring your lunch there is nothing close by.

\$35 for Scouts & Scouters
\$75 for non Scouters

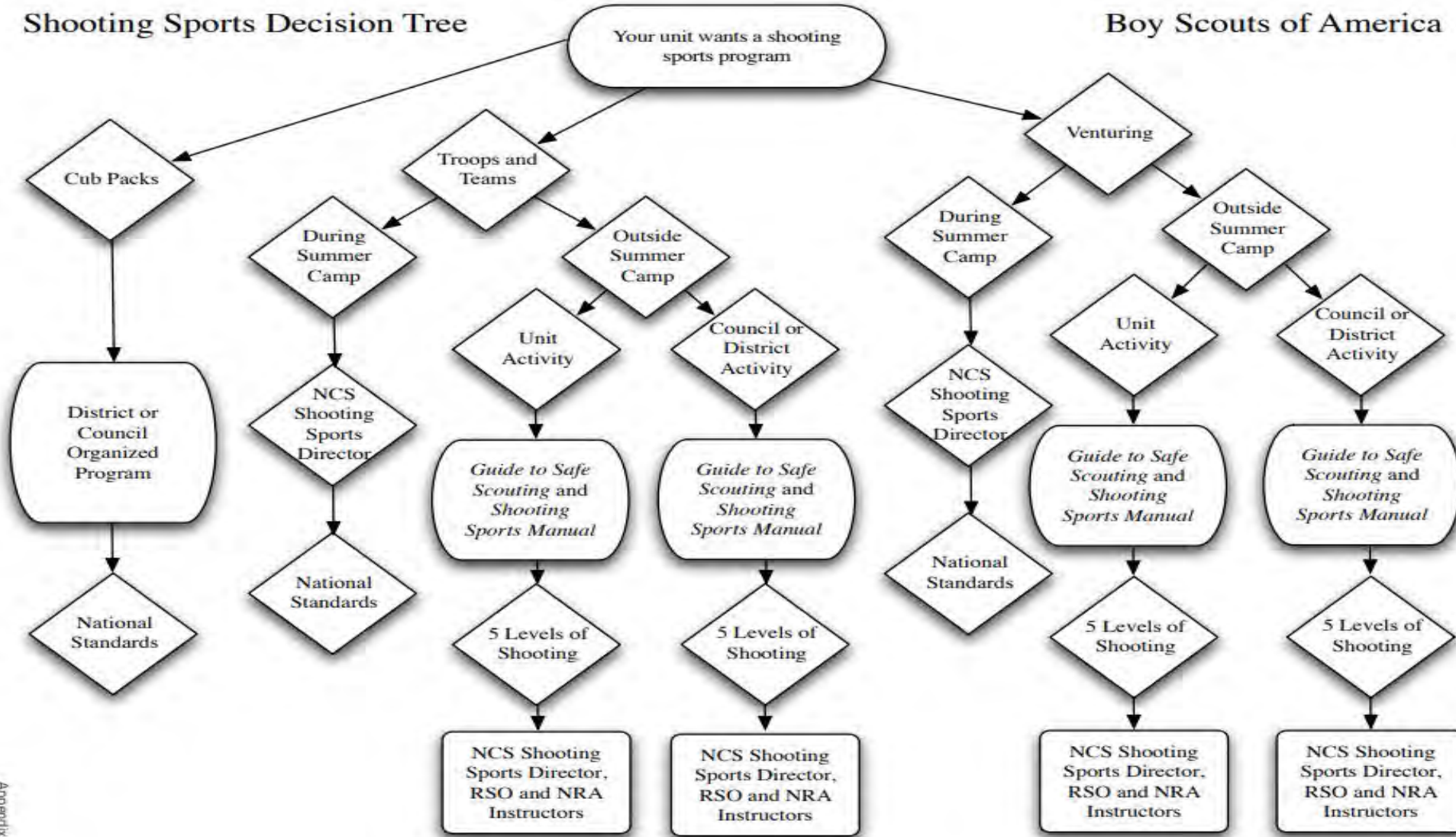
Basic NRA Rifle & Shotgun Classes Camp Pigott

Date	Discipline	Class Location		
11/06/21	Shotgun	Scoutmaster's Yurt		
11/07/21	Rifle	Scoutmaster's Yurt		
12/04/21	Rifle	Dinning Hall		
12/05/21	Shotgun	Dinning Hall		
01/08/22	Shotgun	Dinning Hall		
01/09/22	Rifle	Dinning Hall		
02/05/22	Rifle	Longhouse		
02/06/22	Shotgun	Longhouse		
03/05/22	Shotgun	Longhouse		
03/06/22	Rifle	Longhouse		
04/02/22	Rifle	Longhouse		
04/03/22	Shotgun	Longhouse		
05/07/22	Shotgun	Longhouse		
05/08/22	Rifle	Longhouse		

Who do you need? – TRAINED PERSONNEL

- ▶ Boy Scouts & Venturing (continued)
 - ▶ Advanced Opportunities
 - ▶ Chief RSO
 - ▶ NRA Training Counselor
 - ▶ Instructor for two years.
 - ▶ Have been the lead for at least 20 classes
 - ▶ National Camp School
 - ▶ Trains Shooting Sports Directors
 - ▶ NRA Instructor training happens before NCS
 - ▶ Specializes in shooting activities within the BSA
 - ▶ Required for running summer camp programs

What – Where – Who: The Decision Tree





BSA 30 Minute Rifle Briefing

***NO AMMUNITION
in the classroom
NO EXCEPTIONS!***

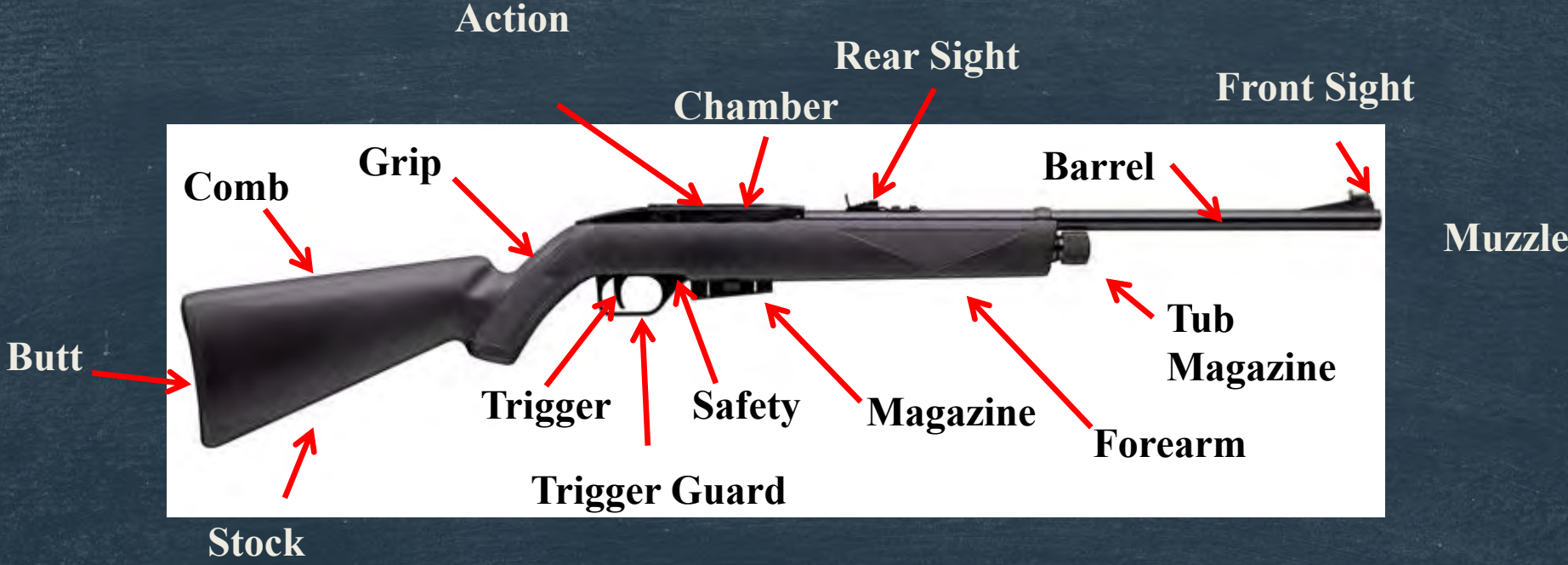
Orientation Goal

To provide beginning shooters with the knowledge, skills, and **attitude** necessary to shoot a rifle safely under the direct supervision of an NRA Certified Rifle Instructor.

NRA Gun Safety Rules

- ALWAYS keep your gun pointed in a safe direction
- ALWAYS keep your finger off the trigger until ready to shoot
- ALWAYS keep your gun unloaded until ready to use

Parts of a Rifle



Shooting Fundamentals

Determining the Dominant Eye



- **With both eyes open, look at a distant object through opening**
- **Extend arms forward and form opening between the hands**
- **Bring hands to face while looking at object – Opening will be aligned with the dominant eye**


Rifle Shooting Fundamentals

1. *AIMING (sight alignment & sight picture)*
2. *BREATH CONTROL*
3. *HOLD CONTROL*
4. *TRIGGER CONTROL*
5. *FOLLOW-THROUGH*

FUNDAMENTALS “Aiming”

Notch Rear and Post Front Sight

FRONT SIGHT IS IN SHARP FOCUS




Sight Alignment

With Post-and-Notch sights:

The tops of the front and rear sights are even

The front post is centered in the rear notch



Sight Picture

6 O'clock Hold on the Bullseye

Shooting Fundamentals

The Fundamentals...A Review

1. “Maintaining perfect sight alignment and acceptable sight picture.” — ***AIMING***
2. “Stop breathing.” — ***BREATH CONTROL***
3. “”Holding still.” — ***HOLD CONTROL***
4. “Moving only your trigger finger.” — ***TRIGGER CONTROL***
5. “”To maintain position, and continue aiming, breath control, hold control, and trigger control until the gun settles back into the aiming area after the shot is fired.” — ***FOLLOW-THROUGH***

Range Safety Briefing

NRA Safe Gun Handling Rules

ALWAYS keep your gun pointed in a safe direction.

ALWAYS keep your finger off the trigger until ready to shoot.

ALWAYS keep your gun unloaded until ready to use.

Range Safety Briefing

Other Safety Rules

- **Know your target and what is beyond**
- **Wear eye and ear protection as appropriate**
- **Never use alcohol or drugs before or while shooting**
- **Be aware that certain types of guns and many shooting activities require additional safety precautions**

Range Commands

- **“Commence Firing” “Cease Firing”**

References

- ▶ All requirements and guidelines for shooting sports activities can be found in this manual:

[National Shooting Sports Manual](#)

- ▶ Additional information (manuals, FAQ's, etc) can be found on the Shooting Sports page located under Outdoor Programs of Scoutsource:

▶ [SCOUTSOURCE - Shooting Sports](#)

References (continued)

- ▶ National Camp Standards
- ▶ Guide to Safe Scouting
- ▶ Camping and Outdoor Program Committee Guide
- ▶ Camp Property and Program Management
- ▶ *All available online through BSA websites.*
- ▶ *These are regularly updated so check back often!*

Shooting Sports Committee Responsibilities

- ▶ Shooting Sports Communications
- ▶ Volunteer Staffing & Recruiting
- ▶ Facilities, equipment, and training oversight
- ▶ Applying for Grants for ammo, new equipment & upgrades
- ▶ Assess and promote offering new programs, such as:
 - ▶ Cowboy Action Shooting
 - ▶ Sporting Arrows
 - ▶ Multi-gun Airsoft
 - ▶ Chalk ball
 - ▶ Scholastic Action Shooting Program

Links

www.seattlebsa.org

Register for Basic Rifle & Shotgun classes on the Chief Seattle Council Website, go to the calendar and click on the date of the basic class you are registering for, continue registering.

www.nrainstructors.org

This NRA link will take you to the portal to find NRA classes in your area. I suggest that if you are looking for our NRA class make sure that your radius is for Camp Pigott and click on Snohomish, WA

Contact Information



John A. Campanella "Campy"
425 466 3557
johnacampanella55@gmail.com



Questions & Discussion



PTC Class Number 517

johnacampanella55@gmail.com 425 466 3557