


Camp Parsons 2023

Scouts BSA Summer Camp



Leader's Guide



BOY SCOUTS OF AMERICA
CHIEF SEATTLE COUNCIL

WELCOME TO CAMP PARSONS, WHERE THE MOUNTAINS MEET THE SEA!



Summer camp can be one of the great experiences in the life of a scout. Each program, merit badge, and evening campfire will linger in their memory for years to come. With over 100 years of continuous operation, Camp Parsons offers you and your Scouts a superior camping program in a unique aquatic environment that will provide the opportunity to test outdoor skills, work together, and make lifelong friends. There is much to experience, learn, and enjoy on your summer camp adventure at Camp Parsons. This guide is designed to answer many of your questions about camp. Should you need additional information, visit our website at campparsons.org or contact the following:

Reservation Information

Chief Seattle Council
Camping Department
3120 Rainier Ave S
Seattle WA 98114
(206) 725-0361
Mon-Fri, 8:30 AM – 5:00 PM
seattlebsa.org

Facilities and Program

Camp Parsons
Josh Cunningham, Camp Director
970 Bee Mill Road
Brinnon WA 98320
(360) 796-4427
jcunningham@seattlebsa.org

Camp Parsons is accredited through the BSA National Camp Accreditation Program (NCAP).



Camp Parsons

Where the Mountains Meet the Sea

Table of Contents

Camp History	4	Troop	16
Registration.....	5	Personal	16
2023 Camp Dates	5	Adult Leaders.....	17
Making Reservations	5	Troop Leadership	17
Campsites	5	Policy for Adults at Camp	17
Transportation	6	Provisional Troop Leadership	17
Camp Payment Information	6	Adult Leader Activities	18
Check-In, Check-Out	8	Program Highlights	19
Camp Services.....	10	A Typical Day at Camp	19
Resources	10	Camp Activities	19
Lost and Found	10	Camp Features and Special Programs	21
Trading Post	11	Weekly Schedule	22
Mail	11	Camp Rules	23
Visitors	11	Fire Prevention	23
Medical Information	12	Advancement Information.....	24
Medical Forms	12	Merit Badge Program	24
At Camp	12	Trail to First Class	25
Food Services	14	ATV Program	25
Special Dietary Needs	14	Parent Information Sheet	26
Pack-Out Information	15	Directions to Camp Parsons.....	27
What to Bring to Camp.....	16		



Camp History

Founded in 1919, Camp Parsons is the oldest continuously operating Scout Camp West of the Mississippi. It is also the only Scout camp in the United States that uses a saltwater beach for all its aquatics activities. The site of the camp was chosen by Professor Edmund Meany, Major Edward Ingraham, and members of the Seattle Area Council. It was purchased from John Strom in May 1919 and named after the first council president, Reginald H. Parsons. Booth Hall (the current Silver Marmot Grill) was constructed in May and June 1919 and continues to be used today. On July 7, 1919, 100 Scouts arrived at Camp Parsons by boat for its first season that ran 6 weeks and has not stopped since. Lord Baden Powell, the founder of Boy Scouts, even came from Great Britain to visit Camp Parsons in 1926. A separate camp for Cub Scouts was developed on the property in 1937 and named Camp Meany in honor of the late Professor Edmund Meany, first Scout Commissioner for Seattle. This camp was merged into Camp Parsons in 1941 and that camp's dining hall served as the dining hall for Camp Parsons through 2014, after which it was razed, and a new dining hall was constructed and dedicated in June 2015. Scouts and Scouters can take in the impressive breadth of Camp Parsons' 100 plus years of memories at the Fort Duckabush Museum located at camp.



Registration

2023 Camp Dates

Session 1 July 9-15
Session 2 July 16-22
Session 3 July 23-29

Session 4 July 30-Aug 5
Session 5 Aug 6-12
Session 6 August 13-19

Making Reservations

Troops

Reservations are made online on a first come, first served basis and may be made with a \$25 per person nonrefundable deposit. Register now at seattlebsa.org.

Provisional Scouts

Scouts can go to camp even if their troop is not attending! A provisional camper is a Scout who goes to camp as an individual because they cannot attend with their troop, or perhaps wishes to have an additional week of camp. The Provisional Troop is organized under the direction of trained adult leadership provided by the camp. Registration is online using the same portal as for troops.

Campsites

Requesting a campsite is optional. Choose a campsite which fits a realistic projection of your camp attendance. Due to changes in troop size and to maximize usage of camp, you may find your troop in a site other than the one you requested. Female scout troops will be placed in separate campsites from male scout troops.



Campsites are not guaranteed. The camp staff makes the final decision on camp site assignments, which will be available when you arrive at camp. Campsites feature either cabins with bunks that sleep 4 to 6, canvas tents with wooden platforms or a combination. Mattresses and cots are not provided.

A map of the camp can be found online at campparsons.org/camp-map.

The following is a list of our campsites and their approximate capacities:

Campsite	Scouts	Adults	Campsite	Scouts	Adults
Mt. Anderson A	24	4	Mt. Townsend A	30	4
Mt. Anderson B	12	2	Mt. Townsend B	30	4
Mt. Constance	26	4	Rangers A	22	2
Copper City A	16	4	Rangers B	22	4
Copper City B	18	2	Skokomish A	20	2
Dungeness	26	4	Skokomish B	20	2
Mt. Olympus A	26	4	Mt. Turner	26	4
Mt. Olympus B	26	4			

Transportation

Camp Parsons does not provide transportation to or from camp. For information on charter services, you can start your search at gonorthwest.com.

Camp Payment Information



Questions?

Contact the Camping Department at (206) 725-0361 or campingdept@seattlebsa.org.

2023 Summer Camp Fees

In State (WA state service center)

Scouts: \$445 each
Adults: \$300 each

Out of State

Scouts: \$495 each
Adults: \$300 each

Fees and payment schedule are the same for provisional scouts (and optionally, provisional adults)
\$25 per person non-refundable deposit due when making reservation.

Payment Policy

Please be prompt with your camp payments. You can drop participants anytime until your final payment is made. Whatever has been paid for them so far will be credited toward your final balance. Just make sure not to create a negative balance. Refunds are not automatic. For refund questions, see our Refund Policy below. If you have questions about your balance, please contact the Camping Department at (206)-725-0361 or campingdept@seattlebsa.org.

TROOPS WHOSE PAYMENTS NOT RECEIVED BY June 1, 2023 ARE AT RISK FOR CANCELLATION OF THEIR RESERVATION.

Payment Methods

- Log into your online account at seattlebsa.org and pay with credit card or electronic check
- Pay by phone at (206) 725-0361
- Mail or bring in Scout Bucks (Chief Seattle Council only)
- CSC Unit Account
- Check payable to "BSA" mailed to:
Camping Dept., Chief Seattle Council, 3120 Rainier Ave. S., Seattle, WA 98144

Late Reservations

If your troop registers late in the season, they must pay according to the payment schedule. For example, if you register after February 6 but before June 1, your troop must pay the \$25 per person deposit, plus the per-person installment #1 indicated in the chart above. Full payment must be received for any reservations made after the June installment is due.

Camperships

Camp scholarships (Camperships) are available for those Scouts in the Chief Seattle Council who may otherwise be unable to attend one of our council camps. Generally, up one half of camp fees are awarded. Troops and requesting Scouts are encouraged to contribute toward the camp fee. Apply online for camperships online at seattlebsa.org or call (206) 725-0361.

Refund Policy

Preparing for camp requires us to purchase food, supplies, equipment, hire staff and keep camp facilities in good repair in anticipation of the number of participants registered to attend.

Our full [refund policy](#) is available at seattlebsa.org/camp-parsons.

Refund Requests

All refunds must be requested in writing. Please review the cancellation guidelines above to determine whether you qualify. To request a refund, please send an email to us at campingdept@seattlebsa.org. Include the reason for the withdrawal, the unit number, camp and session and the participant's name.

Check-In, Check-Out

First Day

Arrive on Sunday

Camp opens at 1:00 PM on Sunday. We ask that you not arrive early since the staff needs to prepare for your arrival. Camp is closed on Saturday for the staff to have a short time off between sessions. We are unable to provide overnight accommodations for troops arriving earlier than Sunday. If you would like to spend Saturday night nearby, however, there are two campgrounds within ten minutes of camp: Dosewallips State Park and Seal Rock Campground in the Olympic National Forest.

Check-In

A staff guide will welcome you on your arrival. As your scouts unload the vehicles, the scoutmaster will check in at the camp office with the following:

- Troop Roster
 - List scouts and adults separately; in alphabetical order
 - Do not include any troop members who are not attending camp
 - If adults are splitting the week, the days they will be in camp should be noted.
- Current Medical Forms (*see [Medical Information](#) below for more details*)
- Unit insurance information for out of council troops
- Any payment still due - **ANY UNPAID FEES MUST BE PAID WHEN YOU CHECK IN.**

Medical Rechecks

While your staff guide is checking in at the camp office with the Scoutmaster, the rest of the troop will have their medical forms checked for completeness.

Move In

After your Scoutmaster checks in at the camp office, your unit will be shown to your campsite. All equipment is carried – no private vehicles are allowed past the parking lot. After the gear is stowed prepare to go through the medical screening. Campsite dining flies, tents and facilities should be checked at this time so any maintenance needs can be reported to the camp ranger. Check carefully –your unit will be charged for any damage to your campsite that occurs during your stay.

Swim Checks

We use the Eight Point Safe Swim Defense Plan. This means everyone using any of the aquatic facilities must have a health history and take a swim test to determine their swimming ability. Due to the unique nature of our saltwater aquatics area, swim tests from other facilities are not accepted.

Orientation

During this first day, time will also be spent on informing everyone what goes on at summer camp and answering questions. A camp tour will also be provided.

Opening Campfire

Sunday concludes with an opening campfire featuring skits and songs performed by the staff.

Last Day

Breakfast Your staff guide will greet you bright and early around 6:30 AM. As your troop packs their gear and cleans up their campsite, a small breakfast will be delivered to each campsite (mess kits are not needed).

Departure Time Closing ceremony is at 8:30 AM on Saturday morning (could be subject to change).

Camp Closed Camp Parsons is open from 1:00 PM Sunday to 11:00 AM Saturday. The time between closing and opening is staff time off. Camp facilities are closed during that time.



Camp Services

Resources

Staff Guide

Your troop will be assigned a staff member who will be your primary resource for the week. They will spend most of the day with you for check-in and check-out as well as visit your troop a couple of times a day.

Commissioners

Each troop will be assigned a commissioner who is either a former staff member or a visiting volunteer Scouter. This person will be available throughout the week to answer your questions, relay messages, help make facility repairs, and handle the daily inspections of your campsite.

Quartermaster/Tool Room

Equipment is available to check out from the tool room which is open 1 hour after each meal. You can check out tools for camp beautification and conservation projects, equipment for campsite improvements, and cooking gear such as Dutch ovens and utensils.

Camp Office

If you can't find who or what you need, our office staff can help!

Phones and Internet

Cell phone service is available for most major carriers throughout the majority of camp. Wi-Fi is available for adults in the Scoutmaster Lounge in the Silver Marmot Grill (next to the camp office).



Lost and Found

Lost and found items are collected at the camp office. Lost items can be claimed any time the office is open. They are not kept at the Council Service Center. After you've left camp, you can call (360) 796-4427 to ask about lost items. After 30 days, unclaimed items are contributed to Goodwill or other worthy agencies.

Trading Post

The trading post supplies a wide selection of souvenir and comfort items for sale to Scouts and adults during the week. We recommend scouts bring \$30–50 for snacks and souvenirs, T-shirts, and supplies. Some merit badges also have associated fees. Please see our website for current fees: campparsons.org/merit-badge-fees

While the actual selection varies from year to year, the following items are usually available:

Souvenirs: (T-shirts, etc.)	Scout literature	Fire starters
Personal items & toiletries	Postcards & stamps	Sharpening stones
Rifle/Archery awards	Scout knives	
Patches	Scout equipment	
Flashlights & batteries	First Aid kits	
Food items such as potato chips, ice cream, soft drinks and other snacks		

Troop Funds

We recommend that an adult should serve as the “banker” during the week, checking money in and out for the Scouts. This prevents “sticky fingers” and “butter fingers” alike.

Camp T-Shirts

Troops are highly encouraged to pre-order T-Shirts, as sizes and colors will be limited at camp. T-shirts can be preordered at the following link: <https://www.customink.com/g/wpg0-00cq-n38q>

SCOUTS/LEADERS ARE NOT ALLOWED TO SELL ITEMS TO ANY OTHER SCOUTS AT CAMP

Mail

A letter from home can be one of the greatest cures for homesickness. Send mail to the address below. Since it takes from 2–4 days for mail to arrive, try to send letters and packages 3 days before your session starts and no later than the Wednesday of your session.

Scout's Name, Unit Number
Camp Parsons
970 Bee Mill Rd
Brinnon WA 98320

Visitors

- All visitors **must** check in at the camp office and be approved by the Camp Director. Parents and other family visitors are always welcome at camp for day visits and especially invited to the campfires on Friday nights. Here are some guidelines:
- If the main parking lot is full, there is an auxiliary lot across the road from the entrance to camp. **There are no provisions or facilities to allow parents to camp in the parking lot or stay overnight.** Campsites can only accommodate the Scouts and leaders who have registered to attend.

- **Leave pets at home.** Camp abounds with natural wildlife. For this reason, pets are not allowed, not even if they can be carried. **NO EXCEPTIONS.**
- Only registered Scouts are allowed to stay in camp. No non-scout siblings or friends please.
- Local campgrounds are available for visitors wishing to stay near Camp Parsons:
 - Seal Rock Campground <http://www.fs.fed.us/r6/olympic/>
 - Dosewallips State Park <http://www.parks.wa.gov/>

Medical Information

Medical Forms

All camp participants (Scouts & Adults) must complete **Parts A, B, & C** of the Annual Health and Medical Record. Part C includes a physical examination by a licensed medical practitioner within 12 months of camp (good until the end of the month).

All medical forms will be returned to your troop at the end of the week; however, we recommend that you keep the originals with an adult not attending camp and bring copies with you. To expedite check-in and medical rechecks, we also ask that all pages of each person's form are stapled together and that you not keep them in plastic sleeves.

Adults who stay less than 72 hours are required to complete Parts A & B of the Annual Health and Medical Form. Part C is only necessary if they wish to participate in aquatics activities.

All necessary forms are available online at <https://www.scouting.org/health-and-safety/ahmr/>

Christian Scientist faith members must have a written statement from their practitioner attesting to their health.

Special Need Requests

Any special physical, dietary or medical need requests must be submitted no later than 10 days prior to camp. **It is preferred that you enter this information online through the registration portal** (Tentaroo), but you may also submit dietary needs via our website at campparsons.org/dietary.

CPAP machines

There is electrical hookup available at every campsite for adult leaders with CPAP machines or to charge cell phones, etc. Extension cords are also available for checkout at the tool room.

At Camp

Medical Facility

A fully equipped medical lodge is provided at camp. A trained Health Officer is always on duty. Those sustaining serious injuries or illness requiring hospitalization will be transported to the nearest hospital, where we have a standing agreement for treatment. We will work with troop

leadership to ensure adequate supervision for both the sick/injured scout and the scouts remaining at camp. Parents will be notified in the event of any serious injury or illness.

Medications

The troop is responsible for all their medications. A lock box is available for checkout if needed. A secure refrigerator is available at the health lodge. The health lodge is open following each meal or on request. The troop's leader is responsible for giving Scouts their medications. Any injections that need to be given at camp if other than the Scout himself will need to be administered by the medical officer, with written permission given by the parent to do so.

*** IMPORTANT ***

Scouts who do not have a health history signed by a parent/guardian **may not stay at camp**. All Scouts and leaders planning to stay at camp more than 72 hours must have a health history signed by a healthcare provider.

The name and policy number of your accident and illness insurance carrier are required on your health forms. The Annual Health and Medical Form includes an authorization for emergency treatment and must be signed by a parent within 12 months of date of camp (good until the end of the month). Double check to see that the required signature and information is included.

PHYSICAL EXAMS WILL NOT BE GIVEN AT CAMP

Food Services

Our camp features family style meals served in the dining hall. Cooks are employed to prepare meals. Scouts should be clean, wearing appropriate shirts and pants (not swimsuits) at all meals. We do not have a policy on specific uniform requirements for troops, though most troops have their scouts wear full "Class A" uniforms to dinner (as is required of our staff). Each unit will assign one Scout "waiter" for each of their tables to set the tables before the meal and clean up after the meal. Scouts rotate this duty, so all have a chance to help.



Special Dietary Needs

The camp kitchen staff serves warm and nutritious meals for all participants. The kitchen staff will make every reasonable effort to accommodate special dietary needs. Options are served for vegetarian, gluten-free and peanut-free diets, however, not every dietary need can be met. Kitchen staff are happy to store and prepare any special foods brought by scouts. Any special dietary or physical needs must be requested when making camp reservations online.

For questions or concerns about special needs contact the camp office at (360) 796-4427 or at campparsons.org/contact.

Policy on Peanut Products at Camp

No peanut products, including peanut oil, will be used in the meals, snacks, cracker barrels, or any other food service provided in the dining halls of Chief Seattle Council camps.

While this prohibition is in place in the dining halls, those with allergies must be aware that camp trading posts may contain some peanut products. It is also important to note that peanut products may be brought to camp by individual Scouts or leaders without the knowledge of the camp staff or the Chief Seattle Council.

Pack-Out Information

Your troop will be spending Wednesday lunch and dinner cooking in your campsite. Our friendly kitchen staff will drop off lunch around 11:30 AM and dinner starting at 4:30 PM. The only thing that is to be returned are the coolers. Fruit, meat, milk (opened or not), etc. cannot be taken back to the kitchen and must be disposed of properly by individual troops. If you have any questions, feel free to ask any kitchen staff member.

Lunch Menu

- Hot Dogs
- Buns
- Chips
- Fruit
- Juice Mix
- Condiments

Dinner Menu

- Ground Beef
- Potatoes
- Onions
- Carrots
- Celery
- Milk
- Salt & Pepper
- Watermelon

If you have a scout with special dietary needs, we can also provide food alternatives to the items listed above.

We have very limited supplies of pots, stoves and cooking tools, so we highly suggest you bring the following:

- Cutting boards
- Spices, other than salt and pepper
- Additional aluminum foil
- Pots
- Pans
- Stoves
- Soap
- Scrubber
- 3 basin method for washing
- Mess kit or paper and plastic products for each scout

What to Bring to Camp

Troop

- Alarm clock
- Troop flag
- Battery or propane lantern
- Rope (limited supply available)
- Pushpins for bulletin board
- Program reference materials (also available at camp)
- Troop merit badge book library
- Blue cards (also available at camp)
- Clipboard
- First Aid Kit
- Cooking equipment for [pack out](#)
- Troop accident insurance policy
- **Medical Forms for each participant**
- Patrol flags

Personal

- Sack lunch for Sunday
- Money for trading post (\$30-50)
- Mess kit

Clothing

- Scout uniform
- Sweater or jacket
- Poncho or rain gear
- Hat or visor
- Jeans
- Hiking boots
- Pajamas
- Towel
- Swimsuit
- Closed-toed water shoes or old tennis shoes for the beach
- T-shirts
- Shoes and socks

Camping gear

- Sleeping bag
- Sleeping pad
- Pack or duffel bag

Toiletries

- Toothbrush/toothpaste
- Towel/washcloth
- Comb
- Soap/shampoo
- Deodorant

Advancement Items

- Merit badge books
- Paper/pen/pencil
- Scout handbook**

Camp Necessities

- Flashlight/batteries
- Compass
- Clothesline
- Personal first aid kit
- Pocket knife (no fixed-blade knives)

Optional

- Day pack
- Sunglasses
- Fishing gear
- Camera
- Musical instrument

* Swimsuits must be modest. For males, tight fitting swim briefs or swim bottoms short enough to allow exposure are not allowed. Modest tankinis or one-piece swimsuits are appropriate. One-piece competitive style, or gym suits, or two-piece (not bikini) suits are suitable for females. Bikinis are not allowed.

Scout handbooks may be brought to camp but please **do not bring to the Scout Skills area – they tend to get left behind and we do not sign off requirements in individual scouts' handbooks

Cell Phones and Personal Electronics

Camp Parsons does not have a policy regarding scouts bringing cell phones or other personal electronics to camp – we leave that decision up to the troop's adult leadership. Our recommendation, however, is that personal electronics be left at home or in the car for the week. The outdoor experience is better enjoyed without the distraction, plus it eliminates the worry of theft.

(Our policy for camp staff is that they do not carry cell phones during program hours.)

Uniform

We do not have a policy on specific uniform requirements for troops, though most troops have their scouts wear full "Class A" uniforms to dinner (as is required of our staff).

Adult Leaders

Troop Leadership

It is the policy of the BSA that **all** adults accompanying a Scout troop to a resident camp or other Scouting activity lasting 72 hours or more **must be registered as a leader, including completion of a criminal background check and Youth Protection Training**. This applies to every adult who comes to camp to serve as a leader for the unit.

- This requirement applies to any adult accompanying a Scout group on a single Scouting activity where they are present for three or more nights (not necessarily consecutive)
- These adults must be registered as leaders, including the completion of a criminal background check and Youth Protection Training before the activity. (Background checks cannot be expedited)
- This is meant to enhance the "safe space" for overnight Scout activities.
- While incidents are rare, this will serve as an added layer of protection for our highest risk activities.

Your Scoutmaster and other carefully selected BSA registered adult leaders should accompany your Scouts for their week at camp. A minimum of two BSA–registered adult leaders are required for each troop at camp at all times the entire week. For female troops, at least one adult leader must be female. The camp staff will work with your leaders to help your troop meet their camp goals. Day-to-day supervision and discipline are the responsibility of the troop. At no time may a unit be in camp without two-deep leadership.

Policy for Adults at Camp

1. Only registered Scouts or BSA–registered adult volunteers can stay overnight at camp. Cub Scouts, Webelos or small children are not allowed to stay overnight.
2. A minimum of two BSA–registered adult leaders must be with their troop the entire week. One BSA–registered adult leader can trade off with another during the week and that is considered one adult position. However, our online registration system only allows the designation of one person per spot.

Provisional Troop Leadership

Those scouts attending on their own will either be grouped with other provisional scouts into a provisional "troop" with camp staff supervision or will be incorporated with a troop attending that week under the supervision of the troop's leadership.

Adult Leader Activities

Scoutmaster Meeting

Once a day our staff meets with the adult leaders in camp. These meetings give the troop leaders a chance to make meaningful comments and suggestions to permit prompt attention by the staff and to go over the activities for the following day.

Leader Activities

Throughout the week, troop leaders have a choice of how to use time to their best advantage and enjoyment:

Special Programs Many camp areas offer activities during the week just for adult troop leaders. These vary from year to year so be sure to check our website (campparsons.org) for the latest information. Popular activities include a troop leaders' shoot at the rifle range and an adult leader climb at the climbing tower.

Service If you are a carpenter, electrician, plumber or repair person, camp may be able to use your skills! Bring your tools if you can help and ask the Camp Ranger what you can do.



Pre-Camp Leader's Orientation

This year we will be providing this over a Zoom Meeting, the following link will help you sign up for the meeting at the end of April.

https://us02web.zoom.us/webinar/register/WN_aD_2m2vXQ2iOERJHV6EQAQ

WEDNESDAY APRIL 19, 2023, AT 7:00PM

Program Highlights

A Typical Day at Camp

Morning Troops gather for the morning flag ceremony and meal at the dining hall. After breakfast, sessions are scheduled for merit badge work. Adults may attend leader meetings, special training, and other activities.

Afternoon Lunch is followed by scheduled “troop time” and free time. Activity areas are open for troop activities for the first two hours, then open program / free time.

Evening After the evening assembly and dinner, there is a non-denominational Vespers service. Afterward, troops can schedule to visit their favorite program area for troop time. There is also a special program (campfire, music fest, CP production, etc.) on most nights.

Camp Activities

Archery

The archery range is available to all campers for recreational and merit badge work. In the Archery Merit Badge classes, scouts not only concentrate on their target scores and proper use of the bow, but also on learning to make bow strings and arrows.

Rifle Shooting

We use .22 caliber, single shot, bolt action rifles. The shooting sports director is certified in the use of rifles and their safe instruction. The Rifle Shooting merit badge is offered at Camp Parsons. Some Scouts may need additional practice to successfully complete the badge. There is a fee for the merit badge class (for unlimited use of the range) and individual tokens may be purchased at the trading post as well, for troop time or free time shoots. **Personal firearms and ammunition are strictly prohibited at camp.**

ATV Program

Scouts 14 years and older will be able to become a part of the ATV Safety Institute of America (ASI) Safe Rider Coalition. As a part of this program, you will complete several trail rides, practice tread lightly skills, complete a conservation trail project and earn the ASI rider course certification.

Craft Lodge

More Scouts earn merit badges from the Craft Lodge than any other area in camp. Advancement opportunities include Leatherwork, Basketry, Art, and Woodcarving merit badges, among others. Some merit badges, such as Fingerprinting, can even be earned during troop or free time. The material cost varies for these merit badges, and some require purchasing supplies from the trading post.

Aquatics

Located on Hood Canal, Camp Parsons offers many unique waterfront opportunities. Plenty of time is allowed for free swimming and boating. A wide variety of aquatics merit badges are offered, as well as BSA Lifeguard certification and adult leader training. Watersports and motorboating are unique opportunities offered at few other camps. Safe Swim Defense and Safety Afloat certifications, required for all troop outings in or on the water, are available at camp every week for adult leaders.



SCUBA

NEW THIS YEAR We are excited to be partnering with Jade SCUBA Adventures this summer to provide SCUBA program for up to 12 scouts and adults each week at camp!

Through this all-week program, participants will be able to complete the requirements for the BSA SCUBA award, SCUBA merit badge, and SDI Open Water Certification. Each participant will need to complete an eLearning (about 10 hours of work) prior to their virtual classroom session. Classroom sessions will be scheduled throughout June, days and times to be announced.

A swim check will be required consisting of a 200-yard swim or 300-yard swim with mask/snorkel/fins and a 10-minute float. The cost of the program is **\$900** and will be due prior to the start of the program.

Climbing Tower

Our climbing tower is 32 ft. tall and is used for climbing and rappelling (scouts must be 13 years old to climb). There is also a bouldering wall for the younger scouts.

Scoutcraft

Axe Yard Scouts can learn the proper way to handle an axe, bow saw, knife, and other wood tools. Use, maintenance, care, sharpening and storage of these tools are reviewed.

Cooking Area Demonstrations cover a variety of skills and menus. Learn to use and care for a Dutch oven and fill it with an appealing meal. See the cookout demonstration, learn utensil-less cooking and wilderness gourmet cooking.

Lashing/Pioneering Troops have the opportunity to learn the skills needed to construct pioneering projects. Instruction is given on lashings, knots and structures.

Orienteering Instruction can be given on map reading and orientation. Use a compass and apply these skills on the camp compass course.

Merit Badges Orienteering, Pioneering, Cooking and Camping merit badges are offered. Most Scout-craft badges require work outside class sessions and your Scouts should be prepared to set aside time for them.

Camp Features and Special Programs

Saltwater Beaches

Werner Beach features canoes, rowboats, motorboats and sailboats. Its historical 550-foot-long pier is the longest of any scout camp in the country. There are no facilities for boat moorage.

Loody's Beach (swim/central beach) is where all swimming occurs. Old tennis shoes or aqua socks are highly recommended to protect your feet from rocks and oyster shells. Every camper and adult who uses the beach must take a swim test to determine their swimming ability. We also offer swim lessons for scouts who are not able to pass the swim test.

Mystery Beach is located opposite the Dining Hall on the east side of camp. It is perfect for beachcombing and rock-skipping.

Fort Duckabush

The camp museum shares the continuing tradition and unique history of Camp Parsons. During your stay, please stop in and learn about our history.

Camp Parsons Music Fest

Come hear our musically talented staff perform. If you have a scout who is gifted with a musical instrument, let the program director know and they may be added to the event.

Camp Parsons Production

The staff will give their unique rendition of a popular film for the amusement of your scouts.

Friendship Fires

Your troop is encouraged to invite another to your campfire and share in Scouting fellowship and fun. This is a good time to share in homemade ice cream or Dutch oven cobbler.

Hullabaloo

After lunch on Friday, the **Patrol Competition** kicks off the afternoon's festivities. Various events around the dining hall parade field will test each patrol's teamwork and enthusiasm.

Following the Patrol Competition is the **Relay Race**. Each troop provides a team of runners, canoers, a swimmer, and a speed-walker who compete in a race around camp. An award is also given for the best baton.

The final event of the Hullabaloo is the **Octopus Cup Canoe Race**, a 1.5-mile course from the end of the pier to Octopus Point and back. Each troop may have one team of four scouts.


Honor Troop

The Honor Troop Award is the highest award any troop can receive during their stay at Camp Parsons. It is difficult to earn, but each troop is capable of completing the requirements. The Senior Patrol Leader and Scoutmaster are responsible for working together to guide the troop towards finishing each of the twelve points.

Weekly Schedule

A printable version is available at campparsons.org/weekly-schedule.

CAMP PARSONS WEEKLY SCHEDULE

	SUNDAY	MONDAY	TUESDAY	WEDNESDAY	THURSDAY	FRIDAY	SATURDAY
6:30	WELCOME TO CAMP PARSONS!	Reveille	Reveille	Reveille	Reveille	Reveille	6:30 Clean-up NO WAITERS
7:15		Waiters Report	Waiters Report	Waiters Report	Waiters Report	Waiters Report	
7:50		Assembly	Assembly	Assembly	Assembly	Assembly	
8:00		Breakfast	Breakfast	Breakfast	Breakfast	Breakfast	Breakfast delivered to your campsite
9:00	ADVANCEMENT SESSIONS 9:00 - 12:00						
10:00							
12:05	1:00 Gates Open	Scoutmaster Roundtable	Scoutmaster Roundtable	Scoutmaster Roundtable	Scoutmaster Roundtable	Scoutmaster Roundtable	8:00 Tool Room Closes
12:25	Check-in, Registration,	Waiters Report	Waiters Report	NO WAITERS	Waiters Report	Waiters Report	8:30 Closing Ceremony at SMG
12:30	Camp Tour, Medical	Assembly	Assembly	Cook Out	Assembly	Assembly	
1:30 to 2:30	Rechecks, Swim Checks, Set Up Camp	Lunch	Lunch	Scoutmaster Roundtable	Lunch	Lunch	
2:40 to 3:40		Troop Time	Troop Time	Troop Time	Troop Time	Troop Time	
3:45 to 5:00	4:15 Scoutmaster/SPL Meeting at Silver Marmot Grill	Troop Time	Troop Time	Troop Time	Troop Time	Troop Time	
5:15		Free Time	Free Time	Free Time	Free Time	Free Time	
5:50	WAITERS REPORT	Waiters Report	Waiters Report	NO WAITERS	Waiters Report	Waiters Report	THANK YOU FOR VISITING CAMP PARSONS!
6:00	Retreat	Retreat	Retreat	Cook Out	Retreat	Retreat	SEE YOU AGAIN NEXT YEAR!
6:45	DINNER	Dinner	Dinner		Dinner	Dinner	
7:15	Moving as a Camp: Vespers	Vespers	Vespers	Cook Out	Vespers	Vespers	
7:15 to 8:30	Beach Orientation to Merit Badge Sign-up	SPL Meeting	SPL Meeting	SPL Meeting	SPL Meeting	NO SPL MEETING	
8:45	Assembly at SMG: Opening Campfire	Troop Time	Troop Time	Troop Time	Troop Time	Merit Badge Makeup Time	
10:00	Taps	Music Fest (9:15)	Troop Night	Friendship Fires	CP Production (9:15)	Assembly at SMG: Closing Campfire	
10:00	Taps	Taps	Taps	Taps	Taps	Taps	

Updated 03/08/2023

\\nas01cp\files\Office\Forms\Weekly Schedule.xlsx

Camp Rules

THE SCOUT LAW IS THE LAW OF THIS CAMP

1. No scout is allowed to leave camp after check-in without a release from their parents or scout leader. They must be accompanied by an authorized adult while out of camp and must sign out at the camp office before departing. When releasing a Scout into someone else's custody, you must be sure that person is authorized to do so.
2. **If a scout is found outside of camp property, they will be sent home immediately. This includes crossing the county road instead of using the culverts that were designed for this.**
3. No trees may be cut down without the approval of the camp director or ranger.
4. Scouts must stay out of other troops' campsites unless invited. Off-limit areas include Camp Director's and Ranger's homes and yards, maintenance areas, and staff quarters.
5. All fires must be attended by an adult at all times and must be no higher than the smallest scout's kneecaps (subject to change during burn bans). Troop fireguard chart must be posted and followed (provided on arrival to camp)
6. No flames of any kind in tents.
7. All liquid fuels must be stored in the camp fuel locker. Liquid fuels must be used under adult supervision only.
8. **No FIREWORKS may be kept or used in camp. Anyone found with fireworks, regardless of whether they use them, will be sent home.**
9. No personal firearms or ammunition are allowed.
10. No intoxicating beverages or illegal drugs (including marijuana) are allowed on camp property.
11. No dish washing in the washstands or latrines. It clogs the drain fields!
12. Please leave your campsite/cabin/latrine area better than you found it.
13. Improper nudity in camp is unacceptable.

Fire Prevention

Smoking Because it is a bad example for our scouts and a fire hazard, smoking is discouraged among leaders while in camp. If leaders must smoke, they are asked to use designated smoking areas and not to smoke in the woods, on the trails or in front of the Scouts.

Campfires Water buckets and fire tools must be conveniently placed near any troop campfire site (provided). If the forest fire danger is elevated, fires may be banned altogether. This information will be provided at the daily Scoutmaster meetings during camp.

Lanterns It is best to use battery powered lanterns. Remember, no flames of any kind in tents.

Fireworks None are permitted in camp. Anyone possessing or using fireworks will be sent home immediately.

Fire Drills Fire drills are held during each week of summer camp.

Advancement Information

Merit Badge Program

Camp Parsons offers a wide variety of merit badges. To best enjoy their camping experience, it is suggested that Scouts earn around three merit badges during their session, depending on their difficulty.

Most merit badges are offered from 9:00 AM to noon daily. **Registration for these merit badges will be available online in the spring prior to camp.** Log into the troop's online account on the Chief Seattle Council website (seattlebsa.org) to sign your scouts up for classes.

We also offer some merit badges during free time and troop time. The schedule for these merit badges may change as summer approaches – our website will always have the most up-to-date information. You do not need to sign up for these merit badges online; that will be done your first day at camp.

We hold a sign-up session on Sunday evenings, where scouts can sign up for free time merit badges or make changes to their pre-registration selections. We do not have limits on class sizes.

Tips for Success

For most merit badges, a successful experience will require your scouts to begin their class on Monday and attend every day for the full week. We offer the following suggestions to consider:

- Don't over-schedule. Experience tells us the young first-year camper should not plan on more than two merit badges (and one of those should be a Craft Lodge badge). Trail to First Class is an excellent choice for first-year Scouts. For older, more experienced campers, a normal maximum is 4 merit badges per week, though this depends on the length/difficulty of the classes they choose. Scouts are in camp for many things other than merit badges. Guide them in setting attainable goals.
- Whenever possible, have Scouts complete the time-intensive portion of the requirements prior to camp (especially reading the merit badge pamphlet and doing any required writing) and make sure they have documentation with them.
- Supply each Scout with their blue cards. Complete all required information, including your signature. Blue cards are given to the instructor at the first session on Monday.
- A partial completion certificate will be given to scouts who are unable to complete the all the requirements while at camp.
- Ensure that scouts have prepared themselves by studying the requirements for each of their badges before arriving at camp.

Trail to First Class

Our Trail to First Class program is designed to teach some of the fundamental scout skills that are required for the Tenderfoot through First Class requirements.

- New Scouts may work on Tenderfoot through First Class rank requirements simultaneously.
- This program is not intended to have scouts advance to First Class rank during one week at camp. It is intended to supplement a troop's advancement program.
- We will provide a list of which requirements each scout was taught at the end of the week. Camp staff does not sign off requirements in the scouts' handbooks. The knowledge and skills they have developed during their week should be evaluated by troop leadership to determine which requirements have been met.



Please refer to our website for the most up to date information:

- | | |
|---------------------------|---|
| Advancement Schedule | campparsons.org/advancement-schedule |
| Merit Badge Fees | campparsons.org/merit-badge-fees |
| Merit Badge Prerequisites | campparsons.org/merit-badge-prerequisites |

ATV Program

For the second summer, Camp Parsons will be offering the official BSA ATV Safety Program. Youth will become a part of the ATV Safety Institute of America (ASI) Safe Rider Coalition. As a part of this program, youth will complete several trail rides, practice tread lightly skills, complete a conservation trail project and earn the ASI rider course certification. All Scouts who are registered to take the ATV riding course must complete an online e-course prior to arriving at camp. The e-course is free and can be found at atvsafety.org/atv-ecourse/. Be sure each scout brings a copy of their completion certificate to turn in on the first day of class.

Parent Information Sheet

Camp Parsons Office
(360) 796-4427

Sunday: 12:30 – 4:45 PM, 7:15 – 8:30 PM
Mon-Fri: 9:00 – 11:45 AM, 1:30 – 4:45 PM, 7:15 – 8:15 PM
Saturday: 6:30 AM – 8:30 AM

Chief Seattle Council Camping Department: (206) 725-0361 (Mon-Fri)

Make sure your scout has packed everything they need, including medicines and their Annual Health & Medical Record form Parts A, B, and C, signed by a doctor and parent/guardian.

Money Plan to send \$30–50 per scout for the trading post and merit badge supplies.

Visiting Visitors are always welcome to come and enjoy camp for the day, but only registered members of the BSA (who are registered for camp) can stay overnight. Nearby overnight accommodations include Dosewallips State Park and Seal Rock Campground. Visitors are welcome at our closing campfire on Friday night – please assemble with your troop in front of the Silver Marmot Grill at 8:45 PM. **All visitors must check in at the camp office.**

Meals If you are visiting and would like to eat at the dining hall, you can purchase a meal ticket from the Trading Post once you arrive (or you can have your scoutmaster purchase for you ahead of time). As we assign each seat in the dining hall based on the troop's size, you will likely eat in the visitors section, not with the troop. Meal tickets are \$6 for breakfast, \$7 for lunch, and \$8 for dinner.

Departure Please arrive to pick up scouts by 8:45 AM. Camp closes at 9:00–9:30 AM.

Mail Address mail with your scout's name and their troop number. Plan to send mail at least 3 days before you would like it to arrive, **no later than Wednesday of your session.**

Scout's Name, Troop Number
Camp Parsons
970 Bee Mill Rd
Brinnon WA 98320

Prepare your scout for the following...

Adult leaders are volunteering their time and want to help the kids have fun and grow. They are not babysitters. Be sure to prepare your Scout and communicate any concerns or special needs with your adult leaders in advance of camp.

Personal Management While at camp your Scout will enjoy a higher degree of freedom and responsibility than they are probably accustomed to while at home. They will have to get to merit badge sessions and other activities on time, perform various duties within the campsite (including doing dishes, taking out trash, etc.), and be responsible for their behavior with limited adult supervision. They will have many opportunities to demonstrate leadership within the troop and should be actively participate and volunteer.

First time away from home? For younger Scouts, being away from home for an extended period can be hard. Please prepare your child by letting them know how proud you are that they are spending a full week away from home and having fun. Tell them that the first few days might be hard as they get used to being away from home, but that by finding activities they enjoy, they will enjoy themselves.

Finances It is recommended that an adult from your troop serve as a 'banker,' giving your scout their spending money in small amounts at a time. If your Scout is not used to spending money without supervision, please prepare them so they do not eat too much candy and instead spend money on things like merit badge supplies.

Don't forget to bring...

Water shoes! Our beaches have rocks and oyster shells, so please have your scout bring either sandals (closed-toed preferred) or an old pair of tennis shoes that can get wet.

Mess kit! For Wednesday's lunch and dinner, your scout will be cooking food in their campsite, and will need a mess kit and utensils.

Scout Handbook Scouts who earn First Class in their first year of Scouting are far more likely to stay involved and earn Eagle, so if your scout is not yet First Class, please have them bring their handbook and encourage them to participate in the Trail to First Class program.

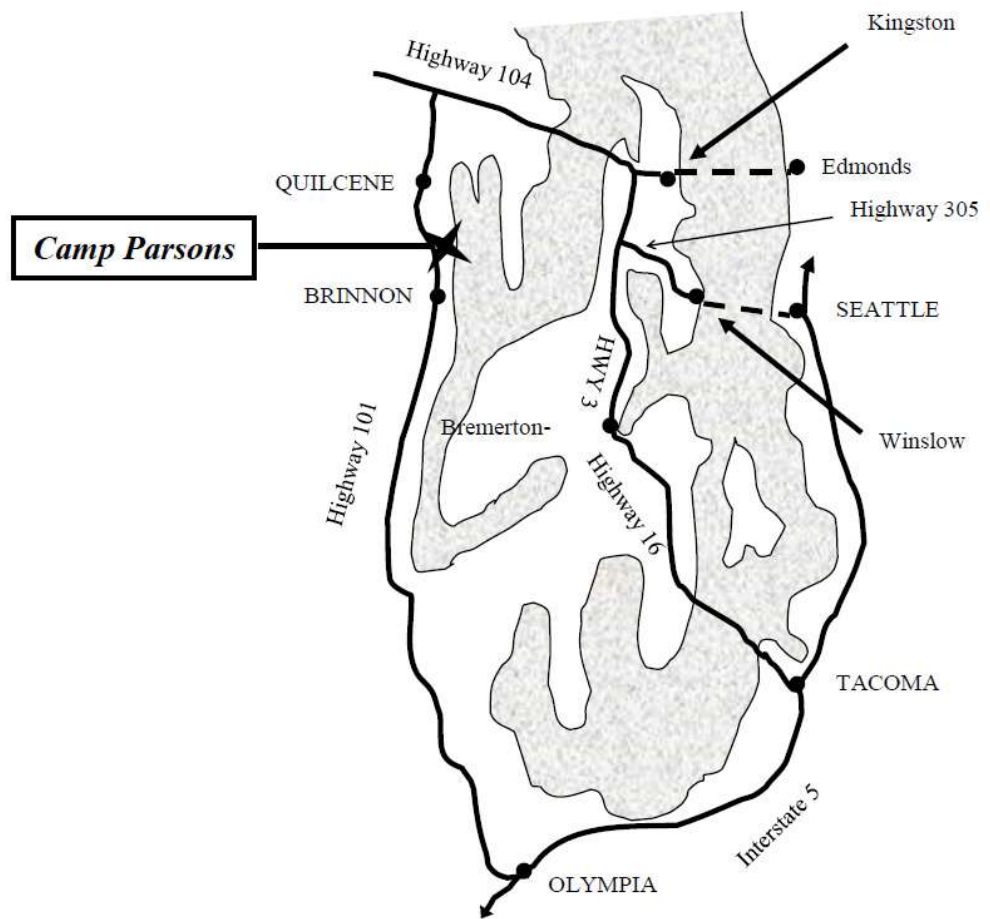
Directions to Camp Parsons

From Seattle Take the ferry to Bainbridge Island. Follow Hwy 305 to Hwy 3. Turn right on Hwy 3 and go to the Hood Canal Bridge (Hwy 104). Continue across the bridge on Hwy 104 and take the Quilcene exit. Take a right from the off ramp and head south until you reach the town of Quilcene. Take a left onto Hwy 101 and travel for approximately 8 miles until you come to milepost 303 and take a left off of Hwy 101 onto Bee Mill Rd. The camp is located roughly 9/10 of a mile from 101 on the right.

From Edmonds Take the ferry to Kingston and follow Hwy 104 to the Hood Canal bridge and follow the directions as above.

From Tacoma From I-5, take the Hwy 16 exit to Gig Harbor. Follow Hwy 16 through Gig Harbor to Bremerton and continue on Hwy 3 to the Hood Canal bridge and Hwy 104. Follow directions as above.

From Olympia and South Head North on I-5 and take the Hwy 101 exit and head west on Hwy 101. From this road take the "Shelton/Hwy 101" exit and continue north on Hwy 101 through Shelton and along the west side of the Hood Canal to Brinnon. Travel through Brinnon on Hwy 101 for roughly 3 more miles to milepost 303. Take a right onto Bee Mill Rd and travel 9/10 of a mile. Camp will be on the right side.



**970 Bee Mill Rd
Brinnon WA 98320
(360) 796-4427**