

**Camp Edward Presents**

# **CAMP EXCALIBUR**

A Cub Scout Resident Camping Experience



Cub Scout  
Resident Camp **2024**  
**Leader's Guide**



Hello Parents and Leaders!

Welcome to Camp Excalibur!

Summer camp can be one of the greatest experiences in the life of a Scout. Each program, adventure, and campfire will live in their memory for years to come. Cub Scouting is designed to take place in the out-of-doors. It is in the outdoor setting that Scouts share responsibilities, and learn to live with one another. The skills practiced at Den meetings come alive with purpose. Being close to nature helps Cub Scouts gain an appreciation for the beauty of the world around us.

Our premier Cub Scout Resident camp, Camp Edward, has been providing Cub Scout summer camp programs continuously since 1991 and offers you and your scouts a memorable camping program that will provide the opportunity to test outdoor skills, work together, and make lifelong friends. There is much to experience, learn, and enjoy on your summer camp adventure at Camp Edward.

The primary purpose of camp is for scouts to have FUN! While advancing in rank and completing adventures are undoubtedly important aspects of the camping experience, we must ensure that our scouts have the opportunity to engage in as many programs that they will enjoy. The Camp Edward staff has developed a well-rounded program mixing together a balance of advancement, rotations with your packs and free-time.

In 2024, our 10th anniversary as Camp Edward, we're headed back to medieval times to explore, have fun, and learn new things! Our staff is excited to guide you on this very special, exciting adventure and are thrilled to have you join us around the round table!

This guide is designed to answer many of your frequently asked questions about camp. Should you need additional information, contact the Chief Seattle Council Camping Department at **206-725-0361** or **campingdept@seattlebsa.org**. You can also visit our website, [www.seattlebsa.org/camp-edward](http://www.seattlebsa.org/camp-edward)

From all of us on the Camp Edward staff, our sincere thanks, and **We look forward to seeing you and your scouts at camp this summer!**

Yours in Scouting,

Don Baeder

Camp Director



TABLE OF CONTENTS

Camp Info .....4

Pre-Camp Info .....5

- Unit leadership in camp
- Camp Contact Information

Reservation Info .....6

- How to Make Reservations
- Camperships
- Insurance Information

Reservation Info—Refunds .....7

- Council Refund Policy
- Refund Requests

Arriving at Camp.....8

- Check In

Medical Form Information.....9

- Medical Forms
- Camp Medication Policy

Food Service.....10

- Modified Diets
- Council Peanut Policy

General Camp Information.....11-14

- Accommodations/Mail/Visitors.....11
- Program Opportunities & Advancement..13
- Staff Hosts/Lost and Found.....13
- Trading Post.....13
- Health and Safety.....14
- Pets/Special Needs.....14
- Recycling/Check Out.....14

What to Bring to Camp..... 15

- Uniform/Weather/Equipment
- Camp Accommodations

Camp Rules .....16

How to get to Camp Edward .....17

Sample Schedule.....18-20





Camp Edward is located in the peaceful foothills of the Cascade Mountain range. The facilities are a beautiful addition to the natural features of our property. These amenities include four campsites with a mix of enclosed 8-person cabins with screened windows and 2-person tents on platforms, and four campsites featuring exclusively 2-person tents without cabins. All campsites feature a campfire ring, as well as a picnic tables. Restroom buildings with private showers are located nearby the campsites. Program areas include a lake for swimming and boating, a climbing tower, a vast “cub world” playfield including a fort, mine, and lookout tower. BB and Archery ranges are also available for all ages.

Camp Edward occupies the same land where, from 1967-2013 the celebrated Camp Brinkley once stood. Still used today are many of the same footpaths and building footprints that James Foote Brinkley made a reality. Before becoming a full-time Cub Scout program, Camp Brinkley would serve as a base camp for week long high adventure outings as well as producing a twelve session weeklong scout program. Troops would cook several meals in their campsite during Cookout Day, and a lucky few even got to hike to Hughes Lake at Camp Omache (now Camp Pigott) for their chance to earn the waterskiing merit badge! In 2003, Camp Brinkley began catering exclusively to cub scouts during the summer, and in 2014, After significant upgrades to the campsites and restrooms, along with some skillful additions to the program areas, the doors were re-opened as Camp Edward, named after World War II veteran and POW, Edward J. Perry. We are pleased to have you joining us during Camp Edward’s 10th anniversary summer!

At Camp Edward, scouts will spend 4 days and 3 nights completely immersed in adventures while increasing knowledge and having the time of their lives. The rich summer camp program provides scouts and packs balanced opportunities for advancement, personal growth, exploration, **and FUN!** The staff will use their substantial scouting spirit to make your adventure a memorable experience, but at the end of the day, what your unit takes home in experience or advancement rests with you, the Cub Master, and the other parents or adults who volunteer their time over the session. Please use this program guide to learn about camp procedures and policies as well as advancement opportunities. You will then be able to inform all scouts and parents as well as alleviate any potential trepidation among volunteers.





### **Pack Leadership in Camp**

Adult leaders are responsible for monitoring the behavior of youth Scout members. BSA's Youth Protection Guidelines provide that a minimum standard of two leaders on all trips and outings be followed. Two registered, YPT trained adult leaders, who must be at least 21 years of age, are required. Furthermore, one of the leaders must be of the same gender of the den members attending the outing. At resident camp, a parent of either gender may accompany their own child, regardless of gender, as a pair.

For cub resident camp national requires that there be 2 registered adults for the first 8 Scouts and one additional registered adult for every 4 additional scouts after that. Units are strongly encouraged to bring more than the minimum leaders required. We group members of the same pack together at camp. Tiger Cubs must be accompanied by a parent or guardian. Lions may attend during the day, but may not stay overnight.

It is important that at least one of your pack leaders remain in camp for the entire four day session, otherwise your camp experience may lack consistency and continuity. There is time spent the first day at camp explaining the program, its operations and camp facilities and policies. If key leaders change every day, newly arrived leaders may not know their role or what to expect while at camp.

### **Camp Contact Information**

**For Reservations:** 206-725-0361 or email at [campingdept@seattlebsa.org](mailto:campingdept@seattlebsa.org)

**To Contact Camp Edward:** 360-568-6295 or email at [campedward@earthlink.net](mailto:campedward@earthlink.net)



### 2024 Camp Dates

Session 1	August 1-4
Session 2	August 8-11
Session 3	August 15-18
Session 4	August 22-25

Cost: \$330 per Scout    \$225 per Adult

### **Making Reservations**

Reservations are online on the Chief Seattle Council website [seattlebsa.org](http://seattlebsa.org), on a first come, first served basis. A \$20 per person nonrefundable deposit is required to secure your reservation. The remaining payments are due as follows:

The remaining payments are due as follows:

Payment #1	\$155 per Scout	\$102.50 per Adult	Due April 8
Payment #2	\$155 per Scout	\$102.50 per Adult	Due June 3

You must also keep the Camping Department informed of any changes in numbers. Scouts must attend either with a parent or with other adults from their pack. Tiger Cubs must be accompanied by a parent/guardian, even if they are going with others from their pack or den. **No non-Scout siblings allowed overnight in camp.**

### **Camperships**

Camp scholarships (Camperships) are available for those Scouts in the **Chief Seattle Council** who may otherwise be unable to attend one of our council camps. No boy should stay home because he cannot afford to attend camp. Pack leaders are encouraged to provide unit money earning projects so Cub Scouts can earn their way to camp. If there is still a financial need, you can apply online on our website, [seattlebsa.org](http://seattlebsa.org). Completed forms need to be submitted and approved prior to any final payment.



## REFUND POLICY

Preparing for camp requires us to purchase food, supplies, equipment, hire staff and keep camp facilities in good repair in anticipation of the number of participants registered to attend.

### Deposits

Deposits are not refundable unless a unit or camper cannot be placed in the camp or dates chosen.

### Fees

#### **One week prior to your camp session:**

A full refund minus the deposit can be requested.

#### **Up to 30 days after your session:**

Up to 50% refund

Accident, serious illness, or death in the immediate family refund  
(doctor's confirmation required)

Up to 50% refund

Scout moved away or is leaving Scouting.

#### **Examples of circumstances NOT qualifying for a refund:**

Conflicts with activities such as family vacations, sports teams, school activities, and etc.  
Refunds do not include Scout Bucks or Camperships.

#### **30 days or later following your camp session.**

Refund requests received 30+ days following the camp session will not be processed.

### Refund Requests

All refunds must be requested in writing. To request a refund, please send an email to us at [campingdept@seattlebsa.org](mailto:campingdept@seattlebsa.org). Include the reason for the withdrawal, the unit number, camp and session and the participant's name.





## Transportation

Camp Edward does not provide transportation to and from camp. Cub Scouts are to be transported by packs or families only in regular passenger vehicles equipped with seatbelts. Truck beds and equipment trailers are for equipment only. Please note that carpooling with others in the pack and **traveling as a group will help cut down the time it takes for check in** once you have arrived at camp.

## Check In

You will be contacted via e-mail one week prior to camp and provided with your assigned arrival time. **Please arrive ON TIME, and no more than 10 minutes early. You will not be able to check-in until your assigned time. Late arrivals may be required to wait until last to check in.** Staff will be stationed in the parking lot on check-in day. Please park all vehicles as directed. Adults will be given a red wristband to show they are registered, and have checked in. Any past due payments must also be made at this time. You will then be checked in to camp, provided with your schedules and other information, and be escorted directly from the parking lot to your campsite as an entire campsite group. Camp staff will assist you with getting your gear to your campsite. **At no time should you exit the parking lot and enter camp unless instructed to do so by staff.** Shortly after arriving in your site, The camp Medical Officer will visit to complete your medical form screening and collect your forms for safekeeping in the health lodge. Our check in procedure may change.

## CAMPSITES -

Your campsite requests are considered and, while every attempt is made to honor them while assigning campsites, we can't guarantee you'll be placed in the site you requested. Many factors play into dividing up the camp and assigning campsites. These include, but are not limited to, group size, YPT considerations, special accommodations needed for health reasons, and more. Once we have assigned your campsite and have communicated your check-in time to you, we are unable to change it. Thank you for your understanding.







## Medical Forms

Camp Edward is designed as a 72 hour or less program. Check in and orientation is Thursday morning, with the program beginning at lunch (12:25PM). Check out is Sunday morning around 11:45AM, departing no later than noon. According to the National BSA rules, such a program requires that the Annual Health and Medical Record Parts A and B are to be completed prior to arrival. Part C, the Pre-Participation Physical, is highly recommended, but not required. Medical forms are available online at [http://www.scouting.org/filestore/HealthSafety/pdf/680-001\\_AB.pdf](http://www.scouting.org/filestore/HealthSafety/pdf/680-001_AB.pdf).

Shortly after arriving at your campsite, all medical forms will be screened by camp medical personnel. These forms and any medications will be collected and checked in. **All medical forms brought into camp will be kept by the health officer and will be returned to take home at the end of the session.** Only the health officer will have access to these files. Lockboxes may be checked out for the length of your session and may be used for medication storage in your campsite.

NOTE: All campers must have a history of all immunization with dates filled out on their medical form. A tetanus booster is required to have been given within ten years of the date of the end of camp.

It is not okay to write “up-to-date” or “current.” Please fill in the dates.

## Camp Medication Policy

All medications must be in the original pharmacy containers with the prescription on the container. Be sure the Scouts bring only the quantity of medication required for the time they are in camp. Inhalers and epinephrine auto-injectors used for emergency conditions may be carried by the camper or their parent. Make sure all medications are current and have not expired!

The pack will be responsible for dispensing medications to Scouts. Medications must be kept in a lockable container, which will be provided by the camp. A secured vehicle is also an acceptable location to store medications. Refrigeration is available in the Health Lodge if needed. Any injections that need to be given at camp if other than by the Scout or adult him/herself must be administered by the Health Officer with written permission from the parent/guardian.

## Special Needs and Dietary Restrictions

If you have a physical or dietary need, please provide this information in the **Special Needs** section located within the roster section of your online camp reservation at least two weeks prior to your session. It is imperative that we have this information ahead of time in order to properly prepare for and accommodate you and your needs here at camp. We cannot guarantee accommodation of your needs if this information is not provided in a timely manner.



## Food Services

Camp Edward serves all meals in Perry Lodge, our newly updated and appointed Dining Facility. Meals are prepared for you and served family style. In the spirit of service, the cub scouts will be asked to serve as waiters, assisting with the preparation of the tables and clean up after the meals. Scouts should be clean and wearing appropriate shirts and pants at all meals.

### Meal Schedule

Breakfast	7:55AM	(Waiters report at 7:30)
Lunch	12:25PM	(Waiters report at noon)
Dinner	5:50PM	(Waiters report at 5:15)
Note: Leader's Meeting at 1:15PM each day (following lunch)		

## Modified Diets

The camp kitchen staff serves warm and nutritious meals for all participants. They will also attempt to meet common dietary needs. **Modified diets (i.e. vegetarian, gluten-free, dairy free, etc.) can be provided upon request. If you are on a more complex restricted diet, you may find it beneficial to bring along your own foods. The kitchen staff will work with you and prepare your foods for you. As a ServeSafe governed facility, we can not permit persons who are not part of the kitchen staff into our kitchen. If you must prepare your own foods (ie., for religious reasons, etc), you'll need to plan to do this in your campsite and bring along any cooking equipment you may need.** Camp Edward operates a peanut-free kitchen (see below). Specific dietary or physical requirements must be requested by completing the **Special Needs** information in the participant roster section of your online reservation. Please submit this information at least 2 weeks prior to camp. **Instructions on how to report special needs follows on the next two pages.**

## Peanut Policy at Camp

No peanut products, including peanut oil, will be used in the meals, snacks, cracker barrels, or an other food service provided in the dining halls of Chief Seattle Council camps.

**While this prohibition is in place in the dining halls, those with allergies must be aware that the camp trading posts may contain some peanut products.** It is also important to note that peanut products may be brought to camp by individual scouts or leaders without the knowledge of the camp staff or the Chief Seattle Council.

This policy applies to all Chief Seattle Council camps and events held at the council camps including, but not limited to, Cub Scout Resident Camp, Boy Scout Resident Camp, Cub Day at Camp, Mom & Me, Winter Camp, NYLT, Wood Badge, OA Events, Shooting Sports Weekends, COPE Weekends, and Day Camp.



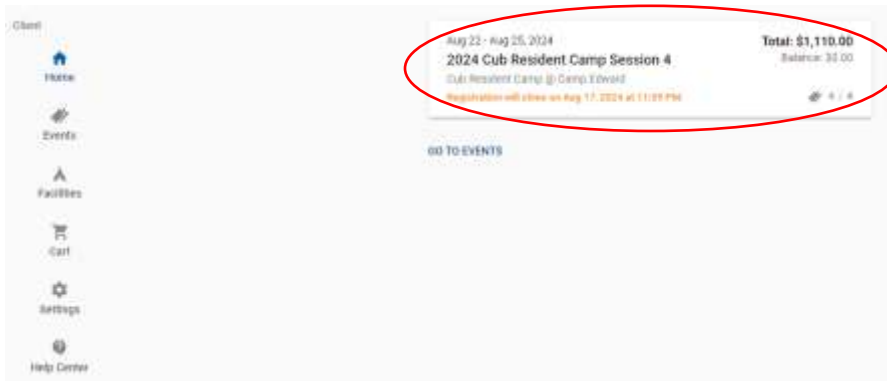
## REPORTING SPECIAL ACCOMMODATION / DIETARY RESTRICTIONS & NEEDS

It is **ESSENTIAL** that you report your special accommodation requests to camp **AT LEAST TWO WEEKS** prior to your camp session. These needs include:

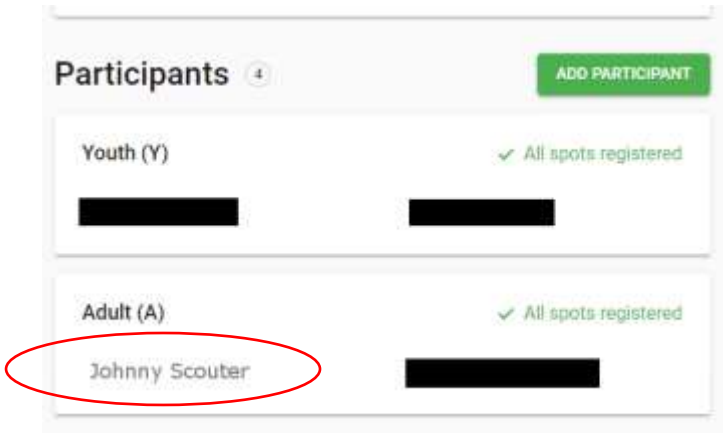
- Any accommodation required for a physical limitation.
- Requirements for dietary needs such as
  - ◊ Severe Food Allergies
  - ◊ Restrictions observed by your faith
  - ◊ Dietary requirements prescribed by your health-care provider.
- The requirement to use a CPAP machine while you sleep.

These needs should be reported to us through your registration within Tentaroo. To do this, follow these instructions:

1. Navigate to <https://seattlebsa.tentaroo.com> and log in with your credentials.  
(if a pack coordinator registered you, please have them do this procedure for you.)
2. From the home screen, click on your camp registration:



3. Scroll to the bottom of the page, where you will find the participant section. Youth will be listed first, and underneath that, adults will be listed. If you do not see any names, please call the camp director at (360) 568-6295 for assistance in assigning actual names to reserved spots. Click on the name of the person you wish to enter special needs information for





## REPORTING SPECIAL ACCOMMODATION / DIETARY RESTRICTIONS & NEEDS (Continued from previous page)

4. Click the Manage Registration button to the right of the person's name.

Johnny Scouter  
Adult (A)

MANAGE REGISTRATION

5. Click "edit registration" from the drop-down

Johnny Scouter  
Adult (A)

MANAGE REGISTRATION

Edit Registration

Cancel Registration

6. At the bottom of the page is the section about special needs. There are two sliders, one for serious allergies, one for dietary restrictions. If either of these apply, please slide the appropriate slider to the right. In the "additional info" area under the sliders, please enter any info you have about the allergy, dietary need, or any other special accommodation information that is relevant for the individual. Then click next. Click next again on the next page to save the information.

Special Needs

Serious Allergies

Dietary Restrictions

Additional Info

Please enter info about any allergies, dietary restrictions, or other needed accommodations.

NEXT >



## Campsite Accommodations

When you register for camp, you are provided the opportunity to request a specific campsite. When assigning campsites, staff do make an effort to honor these requests when possible but **Please be aware that these requests are requests only, and do not guarantee your group a specific site.**


Camp attendees are assigned to campsites by the camp staff prior to arrival. These assignments will be made prior to your arrival, and are used to assign arrival times for Check-In. **These times will be communicated with you via e-mail one week before your arrival. We are unable to change campsite assignments once they have been assigned. Your cooperation and understanding are appreciated.** Four campsites feature 16 tents with platforms and canvas tops, each sleeping 2. These sites do not have cabins, they are exclusively tent-only campsites. There are also four campsites that have several cabins (which sleep 8 people) and canvas tents. The bunks in the cabins do not have sleeping pads or mattresses, however you are welcome to, and are even encouraged to bring your own along with you. The cabins also feature A single standard electrical outlet but no fixed lighting. We can also supply extension cords to tent sites if necessary. If you require electricity (i.e. for a CPAP machine), please inform the camp staff prior to your arrival so we can prepare appropriate accommodations for you. Camp Edward has two centralized shower houses featuring locking rooms for individual use.

According to the Guide to Safe Scouting, a Cub Scout may share a tent or cabin with other youth of the same gender, provided the gap in age between tent-mates is not more than 2 years. Youth may also share a tent with their own parent. Same gendered adults may share a cabin. Youth and adult campers of the same gender may share a cabin if there are at least 4 youth and 2 adults. Married adult campers may share a tent. Most campsites have open space, should you desire to bring your own tent.

## Mail

Scouts love to get mail! A letter from home can be one of the greatest cures for homesickness. Mail is delivered at least once per day. It takes 1-3 days for delivery, so plan ahead to ensure your letters arrive before the end of the session. We recommend using FedEx or UPS for parcels. USPS is suitable for letters and postcards, but hasn't been the most reliable in getting parcels delivered here in a timely fashion in recent summers. The mailing address is:

Camp Edward  
[Scout Name], [Pack Number], [Session Number]  
25600-B Monroe Camp Rd.  
Snohomish, WA 98290-9501



## Visitors

Visitors are welcome at Camp Edward! We ask that you advise all visitors that they will need to check in to the Camp Office upon arrival.



## Program Activities and Advancement Opportunities

Cub Scouts and Webelos can work on advancement adventures during any open-area time. Age specific activities will be provided at camp for Tiger, Wolf, Bear, and Webelos Scouts.

Activities include swimming and boating, archery and BB guns, nature lessons, arts and crafts, Scout Skills instruction, advancement, campfire programs, games, and much, much more. **This is scouting at its best!**

## Staff Hosts

Every campsite will have at least two staff members as hosts. They will help answer your questions, direct your Scouts to the right areas at the right time, describe the program opportunities, and just be there to give assistance. They will join you for campsite and friendship campfires.

The staff at Camp Edward represent the greatest resource available to your Cub Scout during their stay at camp. They are selected from older Scouts and Venturers primarily from the Chief Seattle Council. Their sole purpose is to help your pack have a successful (and fun!) camp experience.

## Lost and Found

Lost and found items are collected during regular camp sessions and off-season camp use. While at camp, lost items can be claimed at the camp office. **They are not kept at the council service center.** After the week, call the camp. If you attend the final session, call the camp ranger at the same camp number. After 30 days, the unclaimed items are contributed to Goodwill or other worthy agencies.

## Trading Post

The Trading Post will open for your convenience. Available for purchase will be things such as memorabilia (camp branded items), snacks, drinks, camping gear, pocket knives, scouting literature, and many other items to choose from. We added contactless payment as an option in 2021. You are welcome to visit the Trading Post at any time that is convenient for you. Plan to bring about \$60 per Scout so that he or she may purchase snacks and mementos.

In order for a cub scout to purchase a knife, he or she must, **without exception:**

- Be accompanied by an adult from their pack
- Possess a signed Whittlin' Chip (Pocket Card 34398) or
- Demonstrate the intent to earn Whittlin' Chip during their stay at camp.

**SCOUTS AND LEADERS ARE NOT PERMITTED TO SELL ITEMS AT CAMP.**



## Health and Safety

A fully equipped medical lodge is provided at camp. A trained first aid professional is on duty at all times. Serious injuries or illness requiring hospitalization will be transported to the nearest hospital, where we have a standing agreement for treatment. Parents will be notified as soon as possible in the event of serious injury or illness.

## Pets

**LEAVE YOUR PETS AT HOME.** Camp abounds with natural wildlife such as deer, birds, and coyotes. For this reason, pets are not allowed, even pets that can be carried. *NO EXCEPTIONS.* *Camp does not permit pets to be left in vehicles. It is cruel and irresponsible to do so.* *(Service animals trained to do a specific task for an individual with a disability are permitted. ESAs do not qualify. Please contact the camp director with questions pertaining to service animals.)*

## Internet and Phone

The leaders' lounge, located in the Raven's Nest on the mezzanine level of the Perry Lodge, features Wi-Fi access with tables for your laptop, and coffee available. There is also a cellular booster and decent coverage from some of the major providers (Verizon, Sprint, AT&T to name a few) T-Mobile has recently installed a tower in the area and now has coverage on the camp property. **Please note that while we offer Wi-Fi access, our business operations take priority on the network. In addition, the internet connection our Wi-Fi utilizes is cellular data based and we compete for data bandwidth with others using the tower in our community. It is our only available option for internet service because of our location. Please do NOT access streaming music or video over the camp Wi-Fi. Connections are monitored and devices found using unreasonable amounts of bandwidth will be automatically blocked by the system. At times our connection can be very slow and unreliable. If your need for Wi-Fi is critical, please consider bringing your own hotspot or plan on tethering to your phone.** The camp office has a phone available to campers should an emergency need arise.

## Special Needs

Specific dietary or physical requirements must be requested at least 2 weeks prior to camp. Please submit this information in the roster section of your online reservation. For facility questions, contact the camp either through phone or email.

## Recycling

Our solid waste disposal provider does not offer recycling services in our area at this time. Please consider developing your own campsite recycling program as an opportunity to practice Front Country Leave no Trace. Camp can provide bags to collect the recycling materials, but you will need to take them home to recycle. All food packaging materials and utensils provided for meal service are compostable/biodegradable and environmentally friendly.

## Check Out

Please plan to depart shortly after breakfast (around 11:45AM) on Sunday. On the last day of camp, make sure your campsite is clean and ready for the next session of campers. Return all supplies checked out from the camp. Your staff host will make arrangements to have your campsite inspected.



This list is meant to serve as a general guide. Use your own discretion in determining your equipment needs. If you have questions, send us an email at [campedward@earthlink.net](mailto:campedward@earthlink.net) during the camping season.

### Personal Gear

Annual Health and Medical Record Parts A&B\*  
Sleeping Bag and Sleeping Pad  
Sweatshirt/Jacket/Poncho  
Cap or Hat  
Change of Clothes  
Hiking Boots  
Tennis Shoes  
Swimsuit  
Uniform  
Water Bottle  
Towel/Washcloth  
Personal Hygiene Kit  
Shower Shoes  
Flashlight and Batteries  
First Aid Kit  
2 oz. Hand Sanitizer  
Paper and Pencil  
\$60 for Trading Post



### Leader Gear

Alarm Clock  
First Aid Kit  
2 oz. Hand Sanitizer  
Program Reference Materials  
Game Ideas  
Lantern (Gas or Electric)  
Rope/Binder Twine  
Clipboard/Paper/Pencils

### Camp Provides

Flag Pole and Flag  
Campfire Pit  
Picnic Tables  
Tents  
Fire Tools  
Bulletin Board  
Bathroom Facilities  
Toilet Paper  
Small Quantities of Firewood

**\*You are encouraged to bring a facemask if you prefer to wear one.**

\*Parts A&B of the medical form are REQUIRED to attend camp. Part C is highly recommended.

### **Scout Uniforms**

Official Cub Scout uniforms are appropriate dress at any time during the session. We encourage everyone to wear their uniforms during dinner. Scouts are also invited to bring “parent approved” theme costumes or props. **Please do NOT bring cap-guns or replica or toy firearms or weapons of any kind.**

### **Camp Accommodations**

Campsite accommodations consist of either two-man tents with wood platforms with frame and canvas top, or cabins with wood bunks (no mattresses). You may bring your own tent. Please do not bring double wide mattresses, they will not fit.

### **Weather**

Weather is unpredictable throughout the summer months. Everything from hot days to quick thunderstorms, to rainy days are considered normal. **Come to camp prepared! There are procedures in place to keep you safe in the event of a severe weather event.**

### **Equipment**

Equipment is available for camp beautification and conservation projects, campsite repairs, and improvements, cookouts, and more. We have everything from cook kits and Dutch ovens to axes, shovels, and saws!





## The Scout Oath & Law is the Law of the Camp

On my honor I will do my best  
To do my duty to God and my country  
And to obey the Scout law  
To help other people at all times  
To keep myself physically strong  
Mentally awake, and morally straight.

A Scout is:

Trustworthy  
Loyal  
Helpful  
Friendly  
Courteous  
Kind  
Obedient  
Cheerful  
Thrifty  
Brave  
Clean  
Reverent

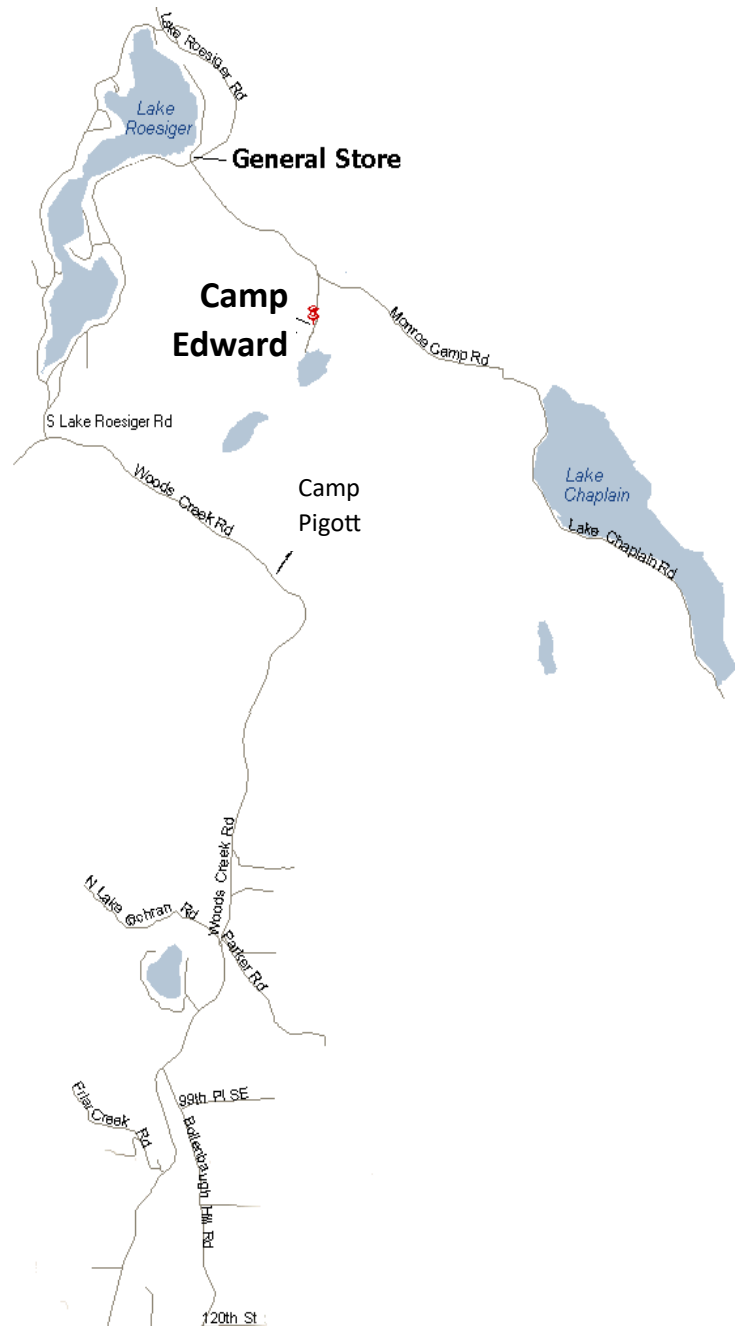


In addition, we ask that you follow these camp rules:

- 1) No Cub Scout is allowed to leave camp after check in without a release from a parent. The scout must be accompanied by an authorized adult while out of camp, and must sign out at the camp office before departing. Adults checking cub scouts out of camp prior to the end of the session will be required to show a valid, government issued ID card.
- 2) Cut no trees without the permission of the camp director. Do not disturb local flora or fauna.
- 3) Cub Scouts must stay out of other campsites and cabins unless invited. Off-limit areas include the ranger's home and yard, the parking lot (unless accompanied by a parent), maintenance areas, shooting sports ranges and the waterfront (when closed), the loading area behind the kitchen, and staff quarters. Being on the waterfront or a shooting sports range when it's closed may result in you being sent home.
- 4) No open toed shoes should be worn in camp. They are allowed on the beach. Please wear closed toed shoes while walking to the beach, and change once you are there.
- 5) All fires **must be** tended. A fire guard chart must be posted and followed. Campfires may be banned during very hot and dry weather.
- 6) No flames of any kind in tents. All liquid fuels must be locked up. Liquid fuels can only be used under adult supervision
- 7) **No fireworks are allowed in camp.** Those with fireworks will be sent home.
- 8) No personal firearms, stun guns, ammunition, flare-guns, or bows and arrows.
- 9) No intoxicating beverages, marijuana, or illegal drugs are allowed on Scout property. No smoking or vaping outside of designated areas. The only designated area is near the parking lot.
- 10) **No dishwashing in the sinks. It clogs the sinks and drain fields!**
- 11) **Please do not flush anything other than toilet paper and human waste down the toilets.**
- 12) Please leave your campsite, cabin, and tents in as good as, or better condition than when you arrived.

## DIRECTIONS TO CAMP EDWARD

- Take Hwy 522 East to its end, merge onto Hwy 2 East (to Wenatchee) in Monroe.
- Drive about ¾ mile. A Safeway and McDonalds will be on your left. (Move into the left turn lane early)
- Turn LEFT onto Woods Creek Road. There is no light at this turn. (If you pass Chinook Lumber, you have gone too far.)
- It is about 10.3 miles to camp. Every time there is a fork in the road, KEEP RIGHT. The first right will be onto Yeager Road.
- The second right (almost straight) will be back on-to Woods Creek Road. Oncoming traffic does not stop. Do not take the hard right.
- Turn RIGHT onto S. Lake Roesiger Road. This is at a "T" intersection, no stop sign for your direction of travel.
- Stay right at the "Y" intersection onto Lake Roesiger Road.
- At the Lake Roesiger general store (about 2.5 miles) turn RIGHT onto Monroe Camp Road. Please drive 25 mph or less, this is a narrow road with occasional foot traffic and short sight distances.
- In about 1.5 miles, keep RIGHT at the Camp Edward sign and proceed up the hill, past the maintenance yard to the parking lot on the right. Camp speed limit is 5 mph or less.
- Camp Edward  
25600-B Monroe Camp Rd.  
Snohomish, WA 98290  
Camp phone: 360-568-6295



**To Everett**



**To Seattle**

A Sample Program and Rotation Schedule are provided for information purposes on the following pages.


These are subject to change.

Final versions will be similar and will be provided to you at Check-In



# WAGAWAG WAGAWAG WAGAWAG



	<i>Thursday</i>	<i>Friday</i>	<i>Saturday</i>	<i>Sunday</i>
7:30 AM	Check-in Rosters/Meal Checks T-Shirt Orders Move in to sites Camp Tour Swim Checks	Walters Report	Walters Report	Walters Report
7:55		Breakfast	Breakfast	Breakfast
9:00		Rotation #4	Rotation #7	<i>Chief Joe Race</i>
10:00		Rotation #5	Rotation #8	
11:00		Open Fires	Open Fires	
12:00 PM	Lunch (12:20)	Walters Report	Walters Report	Pack Up and Pack Out
12:25		Lunch	Lunch	Closing Ceremony (11:30)
1:15	Leaders' Meeting Cub Quiet Time	Leaders' Meeting Cub Quiet Time	Leaders' Meeting Cub Quiet Time	<i>Have a safe Journey home!! See you next year!</i> 
2:00	Rotation #1	Rotation #6	Rotation #9	
3:00	Rotation #2	Advancement	Advancement	
4:00	Rotation #3	Open Fires	<i>Grand Bazaar</i>	
5:15	Walters Report	Walters Report	Walters Report	
5:50	Dinner	Dinner	Dinner	
6:50	Scout's Own Service	Scout's Own Service	Scout's Own Service	
7:00	Skit and Song Training	Games	Games	
8:15	<i>Opening Campfire</i>	<i>Campsite Campfire</i>	<i>Friendship Campfire</i>	
9:30	Lights Out	Lights Out	Lights Out	



# CAMP EXCALIBUR



	ROTATION	LOCATION
A	<i>Cooking</i>	<i>Knights Skills</i>
B	<i>BB Guns</i>	<i>Merlin's Magic Shack</i>
C	<i>Knot Tying</i>	<i>Knights Skills</i>
D	<i>Craft Project</i>	<i>Guild Hall</i>
E	<i>Swimming</i>	<i>Blackwater Bay</i>
F	<i>Nature Walk</i>	<i>Stonehenge</i>
G	<i>Archery</i>	<i>Robin's Lane</i>
H	<i>Rowing</i>	<i>Blackwater Bay</i>
I	<i>Climbing</i>	<i>The Cliffs of Insanity</i>

Rotation Number	1	2	3	4	5	6	7	8	9
Silver Peak	A	B	C	D	E	F	G	H	I
Bachus	I	A	B	C	D	E	F	G	H
Frederick	H	I	A	B	C	D	E	F	G
Werner	G	H	I	A	B	C	D	E	F
Wildcat	F	G	H	I	A	B	C	D	E
Kuppler	E	F	G	H	I	A	B	C	D
Blue Ox	D	E	F	G	H	I	A	B	C
Hopkins	C	D	E	F	G	H	I	A	B

### Trading Post Hours:

Thursday: 9:00-12:00, 2:00-5:30, 7:00-8:00

Friday: 9:00-12:00, 2:00-5:30, 7:00-9:00

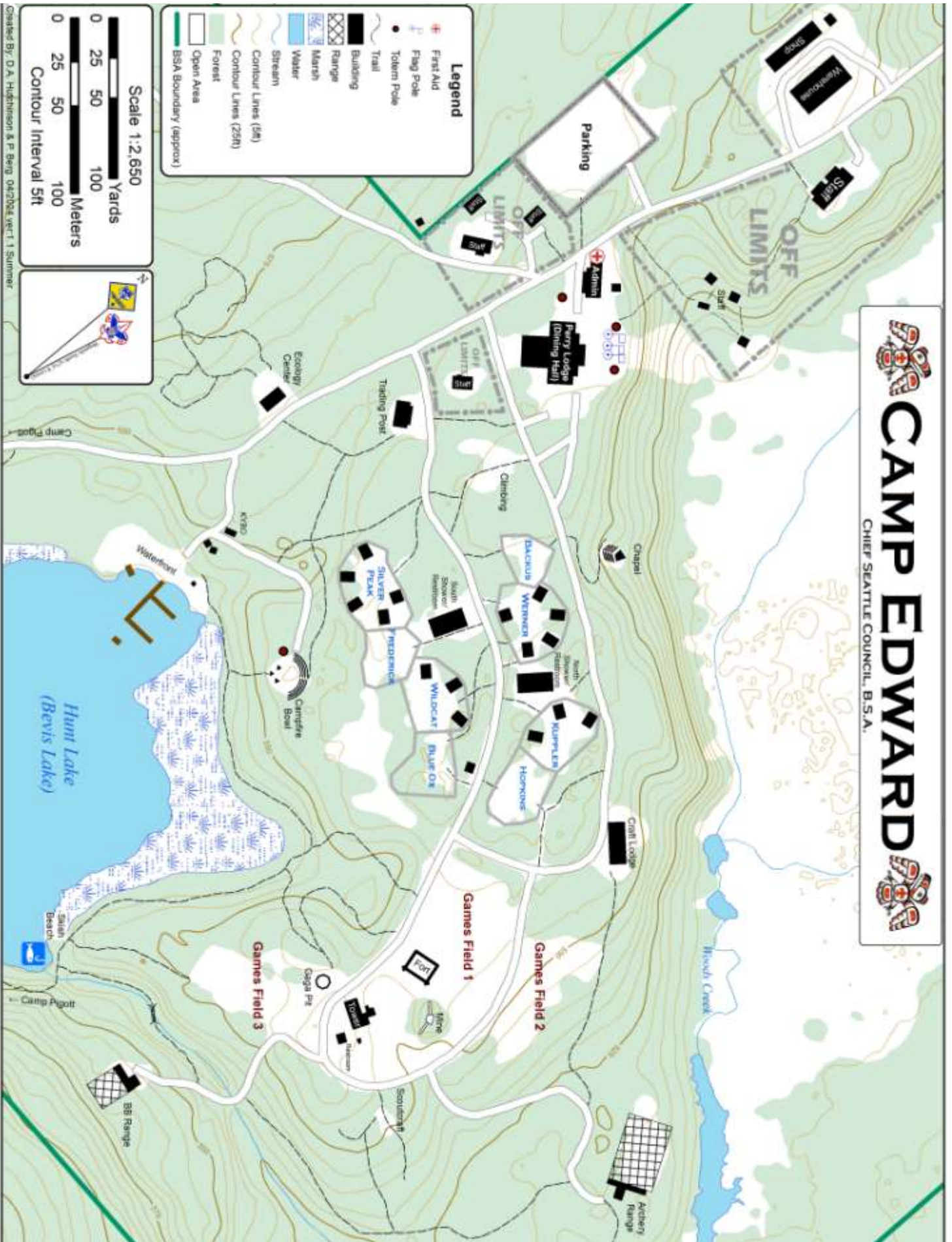
Saturday: 9:00-12:00, 2:00-5:30, 7:00-9:00

Sunday: 9:00-12:00



# CAMP EDWARD

CHIEF SEATTLE COUNCIL, B.S.A.

### Legend

- First Aid
- Flag Pole
- Totem Pole
- Trail
- Building
- Range
- Marsh
- Water
- Stream
- Contour Lines (5ft)
- Contour Lines (25ft)
- Forest
- Open Area
- BSA Boundary (approx)

Scale 1:2,650

0 25 50 100 Yards

0 25 50 100 Meters

Contour Interval 5ft



Created By: D.A. Hutchinson & F. Berg 04/2004 ver 1.1 Summer



# EXCALIBUR AT CAMP EDWARD PROGRAM OFFERINGS



<b>Knots</b>	Your young adventurers will learn several knots and have an opportunity to try tying them in practical situations.
<b>Nature Walk</b>	Every adventurer should be prepared to live off the land. Luckily the fauna tenders here have spent years learning about the local wildlife and are offering to show you around and share their knowledge.
<b>Climbing</b>	Learn the team building skills needed to brave the treacherous mountain then attempt to scale the peak and reach the summit!
<b>Craft Project</b>	You will help build exciting craft projects here.
<b>BB Guns</b>	Our range staff will train adventurers in the proper and safe handling of BB guns. Adventurers will be able to take their targets home!
<b>Archery</b>	Your adventurer will be instructed in the safe use of bows and arrows and have an opportunity to show their skills with the bow.
<b>Swimming</b>	The dashing and amazing aquatics crew will be hosting your boys for a swimming session!
<b>Rowing</b>	Fearless adventurers will pile into the rowboats for rowing down at the lake.
<b>Cooking</b>	Your adventurers will learn about cooking in a Dutch Oven, along with fire safety skills. Come on down for a delicious treat!
<b>Scout Games</b>	Adventurers will head to the games field to play some rousing field games.
<b>The Race to Fire Chief Joe!</b>	Meet at the parade field for a relay race around Camp Edward with 9 stations that will test skills from knot tying and first aid to plant identification and scouting ideals (i.e. scout law). Teams are required to provide their own baton, which will be judged as well. The first to reach Fire Chief Joe with their baton WINS!
<b>Advancement</b>	All cubs are able to fulfill requirements for adventures! During rotations and open time, some requirements may be covered. During advancement time, this is the primary focus of program.
<b>Scouts own Service</b>	Staff will conduct this interfaith service with the help of adventurers and leaders present. A Scout is reverent.
<b>Campfires</b>	An opening campwide campfire will be held at the beginning of the session. Meet at the parade field. You will also have the opportunity to have a campfire in your own site, and be the host or guest at a friendship fire with another group. Cubs are encouraged to prepare their own skits and songs, and to make some new friends!